

LINEA MEGAFIT® Serie Industrial 100

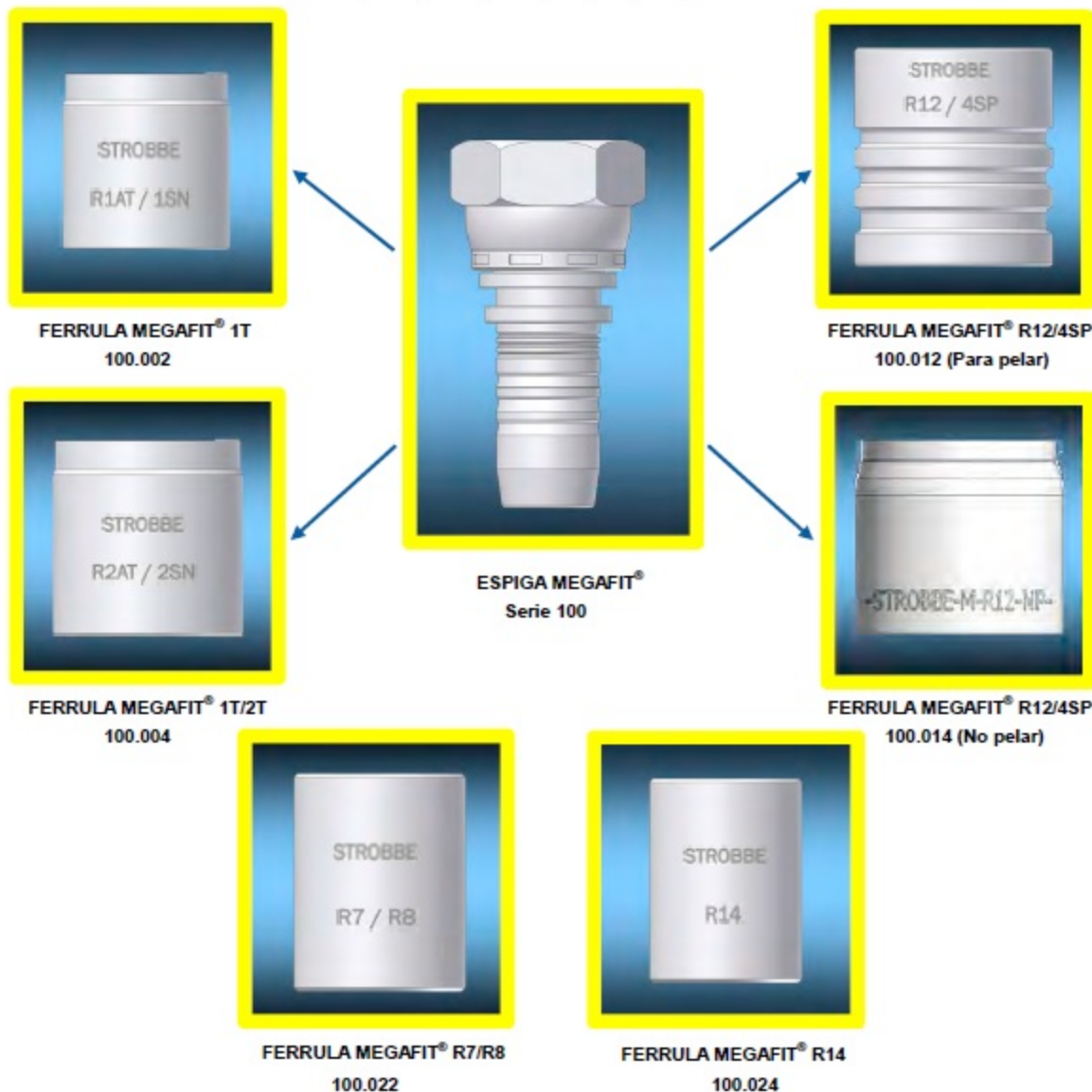
Características:

Línea diseñada para cubrir la más amplia gama de aplicaciones de la hidráulica industrial. Megafit® se puede emplear con mangueras de 1 y 2 mallas, hasta mangueras de 4 espirales, así como también con mangueras de teflón y termoplásticas.

La Línea Megafit® cuenta con una Espiga de uso universal y una gran variedad de Ferrulas, adecuadas para cada tipo de manguera a ser empleada.

Prearmados Megafit® : Serie 200 para mangueras de 1 y 2 mallas.
Serie 204 para mangueras de 4 mallas.

Aplicaciones: Para utilizar con Mangueras R1AT/1SN, R2AT/ 2SN, R16, R17, 1SC, 2SC, EHT, R12, 4SP, R5, R7, R8, R14.






100.002 - FERRULA MEGAFIT® R1AT / 1SN (No pelar)

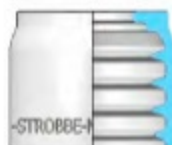

		De	L	Dt	Di		
Código	1T	Ext	Long	Traba	Int		Pzas/ caja
100.002.0003	3/16"	17.0	22.0	8.5	12.7		200
100.002.0004	1/4"	19.0	24.0	10.5	14.5		300
100.002.0005	5/16"	22.0	24.0	12.7	17.3		100
100.002.0008	3/8"	23.0	25.0	14.5	18.3		250
100.002.0008	1/2"	27.0	30.0	18.3	21.8		150
100.002.0010	5/8"	31.0	32.0	21.5	25.0		40
100.002.0012	3/4"	35.0	37.0	24.5	29.0		80
100.002.0016	1"	45.0	43.0	31.0	37.0		40
100.002.0020	1 1/4"	54.0	55.0	38.0	45.8		20
100.002.0024	1 1/2"	62.0	63.0	44.0	52.5		20
100.002.0032	2"	75.0	69.0	57.0	66.0		15




100.004 - FERRULA MEGAFIT® R1AT / 1SN / R2AT / 2SN (No pelar)


		De	L	Dt	Di		
Código	1T/2T	Ext	Long	Traba	Int		Pzas/ caja
100.004.0004	1/4"	22.0	29.0	11.0	16.0		500
100.004.0005	5/16"	23.0	30.0	12.7	17.5		150
100.004.0008	3/8"	26.0	31.5	14.5	19.7		300
100.004.0008	1/2"	29.0	33.5	18.3	23.0		250
100.004.0010	5/8"	33.0	36.0	21.5	26.2		200
100.004.0012	3/4"	37.0	40.0	24.5	30.3		100
100.004.0016	1"	46.0	50.0	31.0	38.8		50
100.004.0020	1 1/4"	59.5	59.0	39.5	50.1		30
100.004.0024	1 1/2"	67.0	67.0	45.0	56.0		20
100.004.0032	2"	80.0	72.0	58.0	68.6		15




100.012 - FERRULA MEGAFIT® R12 / 4SP (Para pelar)


		De	L	Dt	Di		
Código	R12 4SP	Ext	Long	Traba	Int		Pzas/ caja
100.012.0004	1/4"	22.0	30.0	11.5	16.0		150
100.012.0008	3/8"	26.0	33.0	14.1	18.1		100
100.012.0008	1/2"	30.0	34.0	18.3	22.0		100
100.012.0010	5/8"	33.0	39.0	21.5	25.0		40
100.012.0012	3/4"	38.0	40.0	24.5	29.3		100
100.012.0016	1"	46.0	52.0	30.7	36.2		50
100.012.0020	1 1/4"	57.0	60.0	39.5	47.3		40
100.012.0024	1 1/2"	65.0	70.0	45.5	53.5		20
100.012.0032	2"	79.0	72.0	58.7	67.4		15

100.014 - FERRULA MEGAFIT® R12 (No pelar)


		De	L	Dt	Di	
Código	R12	Ext	Long	Traba	Int	Pzas/ caja
100.014.0006	3/8"	31.0	28.0	13.7	21.5	100
100.014.0008	1/2"	35.0	31.0	17.2	25.0	100
100.014.0010	5/8"	38.0	34.0	20.2	28.3	40
100.014.0012	3/4"	42.0	38.0	24.2	32.0	100
100.014.0018	1"	50.0	47.0	30.2	40.0	50

100.002 - FERRULA MEGAFIT® R5 (No pelar)


		De	L	Dt	Di	
Código	R5	Ext	Long	Traba	Int	Pzas/ caja
100.002.R503	3/16"	18.8	25.0	9.5	14.0	100

100.022 - FERRULA MEGAFIT® R7 / R8 (No pelar)






		De	L	Dt	Di	
Código	R7 R8	Ext	Long	Traba	Int	Pzas/ caja
100.022.0003	3/16"	14.0	24.0	9.0	11.4	100
100.022.0004	1/4"	17.0	29.0	11.0	13.7	150
100.022.0005	5/16"	19.0	29.0	12.7	15.2	50
100.022.0006	3/8"	22.0	32.0	14.0	17.5	150
100.022.0008	1/2"	28.0	33.0	18.0	21.5	40
100.022.0010	5/8"	30.0	38.0	21.0	25.0	20
100.022.0012	3/4"	33.0	40.0	24.5	28.0	20
100.022.0018	1"	41.0	49.0	31.0	35.5	20

100.024 - FERRULA MEGAFIT® R14 (No pelar)


		De	L	Dt	Di	
Código	R14	Ext	Long	Traba	Int	Pzas/ caja
100.024.0003	3/16"	12.0	24.0	7.7	8.8	100
100.024.0004	1/4"	14.0	30.0	9.7	10.8	100
100.024.0005	5/16"	16.0	30.0	11.7	12.4	50
100.024.0006	3/8"	19.0	32.0	13.7	15.3	100
100.024.0008	1/2"	23.0	34.0	17.2	18.2	100
100.024.0010	5/8"	28.0	38.0	20.2	21.5	50
100.024.0012	3/4"	30.0	41.0	24.2	24.8	40
100.024.0018	1"	37.0	50.0	30.2	31.5	20

100.040 - ESPIGA MEGAFIT® MACHO NPT


R

	R 		C	L		
Código	M. NPT	Espiga	Cut Off	Long	Pzas/ caja	
100.040.0203	1/8"	1/8" - 27	3/16"	20.0	41.0	50
100.040.0204	1/8"	1/8" - 27	1/4"	20.5	46.0	100
100.040.0403	1/4"	1/4" - 18	3/16"	25.0	46.0	20
100.040.0404	1/4"	1/4" - 18	1/4"	25.5	51.0	100
100.040.0405	1/4"	1/4" - 18	5/16"	25.5	51.0	50
100.040.0406	1/4"	1/4" - 18	3/8"	26.0	53.0	100
100.040.0604	3/8"	3/8" - 18	1/4"	26.5	52.0	50
100.040.0605	3/8"	3/8" - 18	5/16"	26.5	52.0	20
100.040.0606	3/8"	3/8" - 18	3/8"	27.0	54.0	100
100.040.0608	3/8"	3/8" - 18	1/2"	27.5	57.5	50
100.040.0806	1/2"	1/2" - 14	3/8"	33.0	60.0	100
100.040.0808	1/2"	1/2" - 14	1/2"	33.5	63.5	100
100.040.0810	1/2"	1/2" - 14	5/8"	33.5	66.5	50
100.040.1210	3/4"	3/4" - 14	5/8"	35.5	68.5	20
100.040.1212	3/4"	3/4" - 14	3/4"	36.5	72.5	100
100.040.1216	3/4"	3/4" - 14	1"	38.0	85.0	20
100.040.1612	1"	1" - 11 1/2	3/4"	43.5	79.5	20
100.040.1616	1"	1" - 11 1/2	1"	44.0	91.0	50
100.040.2016	1 1/4"	1 1/4" - 11 1/2	1"	46.0	93.0	10
100.040.2020	1 1/4"	1 1/4" - 11 1/2	1 1/4"	47.0	100.0	20
100.040.2420	1 1/2"	1 1/2" - 11 1/2	1 1/4"	50.0	103.0	5
100.040.2424	1 1/2"	1 1/2" - 11 1/2	1 1/2"	50.0	112.0	10
100.040.3224	2"	2" - 11 1/2	1 1/2"	53.0	115.0	5
100.040.3232	2"	2" - 11 1/2	2"	54.0	120.0	10





100.060 - ESPIGA MEGAFIT® HEMBRA NPT


R

	R 		C	L		
Código	H. NPT	Espiga	Cut Off	Long	Pzas/ caja	
100.060.0404	1/4"	1/4" - 18	1/4"	21.5	47.0	20
100.060.0606	3/8"	3/8" - 18	3/8"	22.5	49.5	20
100.060.0808	1/2"	1/2" - 14	1/2"	27.5	57.5	20
100.060.1212	3/4"	3/4" - 14	3/4"	30.0	66.0	20
100.060.1616	1"	1" - 11 1/2	1"	34.5	81.5	20





100.070 - ESPIGA MEGAFIT® HEMBRA G. NPS


R

	R			C	L	
Código	H. G. NPS		Espiga	Cut Off	Long	Pzas/ caja
100.070.0404	1/4"	1/4"-18	1/4"	18.5	44.0	50
100.070.0804	3/8"	3/8"-18	1/4"	19.5	45.0	20
100.070.0808	3/8"	3/8"-18	3/8"	20.0	47.0	50
100.070.0808	1/2"	1/2"-14	3/8"	22.0	49.0	20
100.070.0808	1/2"	1/2"-14	1/2"	23.0	53.0	50
100.070.1210	3/4"	3/4"-14	5/8"	26.0	59.0	20
100.070.1212	3/4"	3/4"-14	3/4"	27.0	63.0	50
100.070.1818	1"	1" - 11 1/2	1"	28.5	75.5	20
100.070.2020	1 1/4"	1 1/4" - 11 1/2	1 1/4"	34.5	87.5	10
100.070.2424	1 1/2"	1 1/2" - 11 1/2	1 1/2"	33.5	95.5	5
100.070.3232	2"	2" - 11 1/2	2"	36.5	102.5	5





100.076 - ESPIGA MEGAFIT® A 90° HEMBRA G. NPS


R

	R			C	D	
Código	H. G. NPS		Espiga	Cut Off	Drop	Pzas/ caja
100.076.0404	1/4"	1/4" - 18	1/4"	26.2	25.7	20
100.076.0808	3/8"	3/8" - 18	3/8"	30.0	29.0	20
100.076.0808	1/2"	1/2" - 14	1/2"	35.9	35.9	20
100.076.1212	3/4"	3/4" - 14	3/4"	53.9	52.9	20
100.076.1818	1"	1" - 11 1/2	1"	67.1	64.1	20
100.076.2020	1 1/4"	1 1/4" - 11 1/2	1 1/4"	87.0	85.0	5

100.900 - ESPIGA MEGAFIT® SALVAVIDAS



				C	L	
Código			Espiga	Cut Off	Long	Pzas/ caja
100.900.0403	1/4"	7.0	3/16"	10.0	31.0	50
100.900.0404	1/4"	7.0	1/4"	10.5	36.0	100
100.900.0505	5/16"	8.2	5/16"	12.0	37.5	50
100.900.0606	3/8"	9.7	3/8"	13.0	40.0	100
100.900.0808	1/2"	13.0	1/2"	14.0	44.0	100
100.900.1010	5/8"	16.3	5/8"	15.0	48.0	50
100.900.1212	3/4"	19.5	3/4"	17.0	53.0	50
100.900.1616	1"	25.8	1"	19.0	66.0	20
100.900.2020	1 1/4"	32.0	1 1/4"	22.0	75.0	10

100.910 - UNIÓN MEGAFIT®







				C	L	
Código			Espiga	Cut Off	Long	Pzas/ caja
100.910.0404			1/4"	14.0	65.0	50
100.910.0505			5/16"	14.0	65.0	20
100.910.0606			3/8"	15.0	69.0	50
100.910.0808			1/2"	16.0	76.0	50
100.910.1010			5/8"	17.0	83.0	20
100.910.1212			3/4"	19.0	91.0	20
100.910.1616			1"	23.0	117.0	20
100.910.2020			1 1/4"	26.0	132.0	5

100.110 - ESPIGA MEGAFIT® MACHO O'RING BOSS





Incluye O'ring de Nitrilo



	R 		C	L		
Código	M. O'ring Boss	Espiga	Cut Off	Long	Pzas/ caja	
100.110.0404	1/4"	7/16" - 20	1/4"	19.5	45.0	20
100.110.0606	3/8"	9/16" - 18	3/8"	22.0	49.0	20
100.110.0808	1/2"	3/4" - 16	1/2"	24.5	54.5	20
100.110.1008	5/8"	7/8" - 14	1/2"	27.0	57.0	20
100.110.1010	5/8"	7/8" - 14	5/8"	27.0	60.0	20
100.110.1212	3/4"	1 1/16" - 12	3/4"	31.5	67.5	20
100.110.1616	1"	1 5/16" - 12	1"	34.0	81.0	20

100.100 - ESPIGA MEGAFIT® MACHO JIC



	R 		C	L		
Código	M. JIC	Espiga	Cut Off	Long	Pzas/ caja	
100.100.0404	1/4"	7/16" - 20	1/4"	24.5	50.0	50
100.100.0504	5/16"	1/2 - 20	1/4"	25.5	51.0	20
100.100.0505	5/16"	1/2 - 20	5/16"	25.5	51.0	20
100.100.0604	3/8"	9/16" - 18	1/4"	26.5	52.0	50
100.100.0606	3/8"	9/16" - 18	3/8"	27.0	54.0	50
100.100.0806	1/2"	3/4" - 16	3/8"	29.5	56.5	50
100.100.0808	1/2"	3/4" - 16	1/2"	30.0	60.0	50
100.100.1006	5/8"	7/8" - 14	3/8"	33.5	60.5	20
100.100.1008	5/8"	7/8" - 14	1/2"	34.0	64.0	50
100.100.1010	5/8"	7/8" - 14	5/8"	34.0	67.0	20
100.100.1208	3/4"	1 1/16" - 12	1/2"	37.5	67.5	20
100.100.1210	3/4"	1 1/16" - 12	5/8"	37.5	70.5	20
100.100.1212	3/4"	1 1/16" - 12	3/4"	38.5	74.5	20
100.100.1216	3/4"	1 1/16" - 12	1"	41.0	88.0	20
100.100.1412	7/8"	1 3/16" - 12	3/4"	40.0	78.0	20
100.100.1612	1"	1 5/16" - 12	3/4"	41.5	77.5	20
100.100.1616	1"	1 5/16" - 12	1"	42.0	89.0	20
100.100.2016	1 1/4"	1 5/8" - 12	1"	44.5	91.5	5
100.100.2020	1 1/4"	1 5/8" - 12	1 1/4"	45.5	98.5	10
100.100.2420	1 1/2"	1 7/8" - 12	1 1/4"	51.5	104.5	5
100.100.2424	1 1/2"	1 7/8" - 12	1 1/2"	51.5	113.5	5
100.100.3232	2"	2 1/2" - 12	2"	61.0	127.0	5

100.121 - ESPIGA MEGAFIT® HX HEMBRA G. JIC

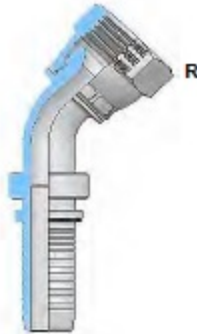

R





Código	H. G. JIC		Espiga	Cut Off	Long	Pzas/ caja
	1/4"	7/16" - 20				
100.121.0404	1/4"	7/16" - 20	1/4"	20.0	45.5	50
100.121.0606	3/8"	9/16" - 18	3/8"	22.0	49.0	50
100.121.0808	1/2"	3/4" - 16	3/8"	25.0	52.0	50
100.121.0808	1/2"	3/4" - 16	1/2"	25.5	55.5	50
100.121.1008	5/8"	7/8" - 14	1/2"	27.0	57.0	50
100.121.1010	5/8"	7/8" - 14	5/8"	27.0	60.0	50
100.121.1212	3/4"	1 1/16" - 12	3/4"	29.0	65.0	20
100.121.1616	1"	1 5/16" - 12	1"	32.5	79.5	20
100.121.2020	1 1/4"	1 5/8" - 12	1 1/4"	35.5	88.5	10
100.121.2424	1 1/2"	1 7/8" - 12	1 1/2"	40.0	102.0	5
100.121.3232	2"	2 1/2" - 12	2"	45.5	111.5	5

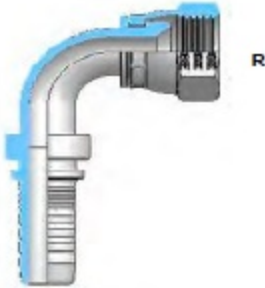
100.120 - ESPIGA MEGAFIT® HEMBRA G. JIC






R

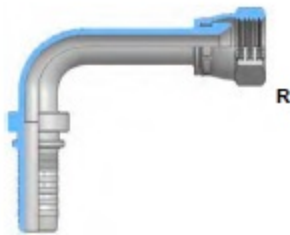
Código	H. G. JIC		Espiga	Cut Off	Long	Pzas/ caja
	1/4"	7/16" - 20				
100.120.0403	1/4"	7/16" - 20	3/16"	15.0	36.0	50
100.120.0404	1/4"	7/16" - 20	1/4"	15.0	40.5	100
100.120.0405	1/4"	7/16" - 20	5/16"	15.0	40.5	50
100.120.0406	1/4"	7/16" - 20	3/8"	15.5	42.5	50
100.120.0504	5/16"	1/2" - 20	1/4"	15.0	40.5	50
100.120.0505	5/16"	1/2" - 20	5/16"	15.0	40.5	50
100.120.0506	5/16"	1/2" - 20	3/8"	15.5	42.5	50
100.120.0604	3/8"	9/16" - 18	1/4"	16.5	42.0	100
100.120.0605	3/8"	9/16" - 18	5/16"	15.5	41.0	50
100.120.0606	3/8"	9/16" - 18	3/8"	16.0	43.0	100
100.120.0608	3/8"	9/16" - 18	1/2"	17.0	47.0	50
100.120.0806	1/2"	3/4" - 16	3/8"	18.5	45.5	100
100.120.0808	1/2"	3/4" - 16	1/2"	19.0	49.0	100
100.120.0810	1/2"	3/4" - 16	5/8"	19.5	52.5	20
100.120.1008	5/8"	7/8" - 14	3/8"	19.5	46.5	20
100.120.1008	5/8"	7/8" - 14	1/2"	20.0	50.0	100
100.120.1010	5/8"	7/8" - 14	5/8"	20.0	53.0	100
100.120.1012	5/8"	7/8" - 14	3/4"	21.0	57.0	20
100.120.1208	3/4"	1 1/16" - 12	1/2"	22.0	52.0	20
100.120.1210	3/4"	1 1/16" - 12	5/8"	22.0	55.0	50
100.120.1212	3/4"	1 1/16" - 12	3/4"	21.0	57.0	100
100.120.1216	3/4"	1 1/16" - 12	1"	22.0	69.0	20
100.120.1412	7/8"	1 3/16" - 12	3/4"	23.0	59.0	20
100.120.1612	1"	1 5/16" - 12	3/4"	23.5	59.5	20
100.120.1616	1"	1 5/16" - 12	1"	24.0	71.0	50
100.120.2016	1 1/4"	1 5/8" - 12	1"	25.0	72.0	10
100.120.2020	1 1/4"	1 5/8" - 12	1 1/4"	26.0	79.0	20
100.120.2420	1 1/2"	1 7/8" - 12	1 1/4"	28.0	81.0	5
100.120.2424	1 1/2"	1 7/8" - 12	1 1/2"	28.0	90.0	10
100.120.3232	2"	2 1/2" - 12	2"	32.5	98.5	10





100.123 - ESPIGA MEGAFIT® A 45° HEMBRA G. JIC



	R 		C	D		
Código	H. G. JIC		Espiga	Cut Off	Drop	Pzas/ caja
100.123.0404	1/4"	7/16" - 20	1/4"	32.2	11.3	20
100.123.0604	3/8"	9/16" - 18	1/4"	32.5	11.7	20
100.123.0606	3/8"	9/16" - 18	3/8"	35.7	12.4	20
100.123.0806	1/2"	3/4" - 16	3/8"	37.1	13.8	20
100.123.0808	1/2"	3/4" - 16	1/2"	42.0	14.4	20
100.123.1008	5/8"	7/8" - 14	1/2"	42.3	14.8	20
100.123.1010	5/8"	7/8" - 14	5/8"	46.9	15.8	20
100.123.1210	3/4"	1 1/16" - 12	5/8"	43.4	16.5	10
100.123.1212	3/4"	1 1/16" - 12	3/4"	57.5	22.5	20
100.123.1612	1"	1 5/16" - 12	3/4"	60.0	23.6	10
100.123.1616	1"	1 5/16" - 12	1"	70.4	24.3	20
100.123.2020	1 1/4"	1 5/8" - 12	1 1/4"	87.5	35.2	5
100.123.2424	1 1/2"	1 7/8" - 12	1 1/2"	99.7	43.0	5
100.123.3232	2"	2 1/2" - 12	2"	116.5	53.2	5





100.126 - ESPIGA MEGAFIT® A 90° HEMBRA G. JIC


	R 		C	D		
Código	H. G. JIC		Espiga	Cut Off	Drop	Pzas/ caja
100.126.0404	1/4"	7/16" - 20	1/4"	28.2	21.7	50
100.126.0604	5/16"	1/2" - 20	1/4"	20.2	21.7	20
100.126.0604	3/8"	9/16" - 18	1/4"	26.2	22.2	50
100.126.0606	3/8"	9/16" - 18	3/8"	30.0	24.5	50
100.126.0800	1/2"	3/4" - 16	3/8"	30.0	20.0	50
100.126.0808	1/2"	3/4" - 16	1/2"	35.9	29.4	50
100.126.1008	5/8"	7/8" - 14	1/2"	35.9	29.9	50
100.126.1010	5/8"	7/8" - 14	5/8"	41.5	33.5	50
100.126.1208	3/4"	1 1/16" - 12	1/2"	37.9	32.9	20
100.126.1210	3/4"	1 1/16" - 12	5/8"	41.5	34.5	20
100.126.1212	3/4"	1 1/16" - 12	3/4"	53.9	47.9	50
100.126.1612	1"	1 5/16" - 12	3/4"	53.9	49.4	10
100.126.1616	1"	1 5/16" - 12	1"	67.1	56.1	20
100.126.2020	1 1/4"	1 5/8" - 12	1 1/4"	87.0	78.5	10
100.126.2424	1 1/2"	1 7/8" - 12	1 1/2"	101.0	96.0	5
100.126.3232	2"	2 1/2" - 12	2"	120.5	120.0	4

100.146 - ESPIGA MEGAFIT® A 90° LARGA HEMBRA G. JIC


	R			C	D	
Código	H. G. JIC		Espiga	Cut Off	Drop	Pzas/ caja
100.146.0404	1/4"	7/16" - 20	1/4"	28.2	45.7	20
100.146.0606	3/8"	9/16" - 18	3/8"	30.0	54.0	20
100.146.0808	1/2"	3/4" - 16	1/2"	35.9	63.4	20
100.146.1008	5/8"	7/8" - 14	1/2"	35.9	63.9	20
100.146.1010	5/8"	7/8" - 14	5/8"	41.5	70.0	20
100.146.1212	3/4"	1 1/16" - 12	3/4"	53.9	95.9	20
100.146.1616	1"	1 5/16" - 12	1"	67.1	114.1	20

100.156 - ESPIGA MEGAFIT® A 90° COMPACTA HEMBRA G. JIC






	R			C	D	
Código	H. G. JIC		Espiga	Cut Off	Drop	Pzas/ caja
100.156.0404	1/4"	7/16" - 20	1/4"	15.5	18.0	20
100.156.0606	3/8"	9/16" - 18	3/8"	18.0	20.5	20
100.156.0808	1/2"	3/4" - 16	1/2"	21.0	23.5	20
100.156.1008	5/8"	7/8" - 14	1/2"	24.0	26.5	20
100.156.1616	1"	1 5/16" - 12	1"	31.0	35.5	20

100.200 - ESPIGA MEGAFIT® MACHO A. PLANO

Incluye O'ring de Nitrilo







R

	R 		C	L		
Código	M. A. Plano	Espiga	Cut Off	Long	Pzas/ caja	
100.200.0404	1/4"	9/16" - 18	1/4"	20.5	46.0	20
100.200.0604	3/8"	11/16" - 16	1/4"	23.0	48.5	20
100.200.0606	3/8"	11/16" - 16	3/8"	23.5	50.5	20
100.200.0806	1/2"	13/16" - 16	3/8"	26.0	53.0	20
100.200.0808	1/2"	13/16" - 16	1/2"	26.5	56.5	20
100.200.1008	5/8"	1" - 14	1/2"	30.0	60.0	20
100.200.1010	5/8"	1" - 14	5/8"	30.0	63.0	20
100.200.1210	3/4"	1 3/16" - 12	5/8"	32.5	65.5	20
100.200.1212	3/4"	1 3/16" - 12	3/4"	33.5	69.5	20
100.200.1612	1"	1 7/16" - 12	3/4"	36.0	72.0	20
100.200.1616	1"	1 7/16" - 12	1"	36.5	83.5	20





100.210 - ESPIGA MEGAFIT® H. G. ASIENTO PLANO

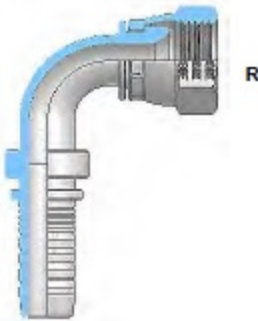






R

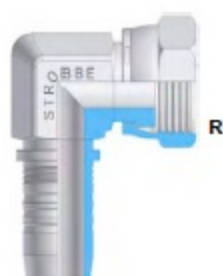
	R 		C	L		
Código	H. G. A. Plano	Espiga	Cut Off	Long	Pzas/ caja	
100.210.0404	1/4"	9/16" - 18	1/4"	23.5	49.0	100
100.210.0406	1/4"	9/16" - 18	3/8"	24.0	51.0	20
100.210.0604	3/8"	11/16" - 16	1/4"	28.0	53.5	20
100.210.0606	3/8"	11/16" - 16	3/8"	28.5	55.5	100
100.210.0608	3/8"	11/16" - 16	1/2"	29.5	59.5	20
100.210.0806	1/2"	13/16" - 16	3/8"	30.5	57.5	50
100.210.0808	1/2"	13/16" - 16	1/2"	31.0	61.0	100
100.210.0810	1/2"	13/16" - 16	5/8"	31.5	64.5	20
100.210.1008	5/8"	1" - 14	1/2"	36.0	66.0	50
100.210.1010	5/8"	1" - 14	5/8"	36.0	69.0	50
100.210.1012	5/8"	1" - 14	3/4"	37.0	73.0	20
100.210.1208	3/4"	1 3/16" - 12	1/2"	36.0	66.0	20
100.210.1210	3/4"	1 3/16" - 12	5/8"	36.5	69.5	20
100.210.1212	3/4"	1 3/16" - 12	3/4"	37.5	73.5	50
100.210.1216	3/4"	1 3/16" - 12	1"	38.5	85.5	20
100.210.1612	1"	1 7/16" - 12	3/4"	40.0	76.0	20
100.210.1616	1"	1 7/16" - 12	1"	40.5	87.5	50
100.210.2016	1 1/4"	1 11/16" - 12	1"	42.5	89.5	5
100.210.2020	1 1/4"	1 11/16" - 12	1 1/4"	43.5	96.5	10

100.213 - ESPIGA MEGAFIT® A 45° HEMBRA G. ASIENTO PLANO


	R			C	D	
Código	H. G. A. Plano		Espiga	Cut Off	Drop	Pzas/ caja
100.213.0404	1/4"	9/16" - 18	1/4"	29.7	11.3	20
100.213.0604	3/8"	11/16" - 16	1/4"	30.4	12.7	20
100.213.0806	3/8"	11/16" - 16	3/8"	33.6	12.0	20
100.213.0808	1/2"	13/16" - 16	3/8"	33.9	13.8	20
100.213.0808	1/2"	13/16" - 16	1/2"	38.8	14.0	20
100.213.1008	5/8"	1" - 14	1/2"	39.5	16.2	20
100.213.1010	5/8"	1" - 14	5/8"	44.1	15.1	20
100.213.1212	3/4"	1 3/16" - 12	3/4"	55.4	21.1	20
100.213.1616	1"	1 7/16" - 12	1"	66.1	24.3	20
100.213.2020	1 1/4"	1 11/16" - 12	1 1/4"	80.8	26.6	5
100.213.2424	1 1/2"	2" - 12	1 1/2"	93.0	34.4	5

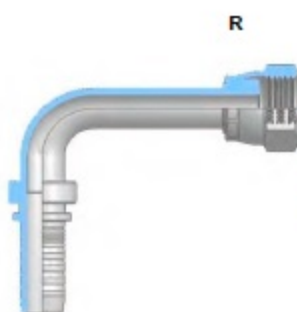
100.216 - ESPIGA MEGAFIT® A 90° HEMBRA G. ASIENTO PLANO






	R			C	D	
Código	H. G. A. Plano		Espiga	Cut Off	Drop	Pzas/ caja
100.216.0404	1/4"	9/16" - 18	1/4"	26.2	21.7	50
100.216.0604	3/8"	11/16" - 16	1/4"	26.2	23.7	20
100.216.0606	3/8"	11/16" - 16	3/8"	30.0	24.0	50
100.216.0806	1/2"	13/16" - 16	3/8"	30.0	26.5	20
100.216.0808	1/2"	13/16" - 16	1/2"	35.9	28.9	50
100.216.1008	5/8"	1" - 14	1/2"	35.9	31.9	20
100.216.1010	5/8"	1" - 14	5/8"	41.5	32.5	20
100.216.1208	3/4"	1 3/16" - 12	1/2"	35.9	32.9	20
100.216.1210	3/4"	1 3/16" - 12	5/8"	41.5	35.5	20
100.216.1212	3/4"	1 3/16" - 12	3/4"	53.9	47.9	20
100.216.1612	1"	1 7/16" - 12	3/4"	53.9	48.4	20
100.216.1616	1"	1 7/16" - 12	1"	67.1	56.1	20
100.216.2020	1 1/4"	1 11/16" - 12	1 1/4"	83.0	64.0	5
100.216.2424	1 1/2"	2" - 12	1 1/2"	97.0	81.5	5

100.256 - ESPIGA MEGAFIT® A 90° COMPACTA HEMBRA G. A. PLANO


	R			C	D	
Código	H. G. A. Plano		Espiga	Cut Off	Drop	Pzas/ caja
100.256.0808	1/2"	13/16" - 16	1/2"	21.0	24.0	20
100.256.1212	3/4"	1 3/16" - 12	3/4"	26.0	30.5	20
100.256.1616	1"	1 7/16" - 12	1"	31.0	37.0	20

* Tuerca no retráctil





100.236 - ESPIGA MEGAFIT® A 90° LARGA H. G. ASIENTO PLANO


	R			C	D	
Código	H. G. A. Plano		Espiga	Cut Off	Drop	Pzas/ caja
100.236.0404	1/4"	9/16" - 18	1/4"	26.2	46.2	20
100.236.0606	3/8"	11/16" - 16	3/8"	30.0	54.0	20
100.236.0808	1/2"	13/16" - 16	1/2"	35.9	63.9	20
100.236.1010	5/8"	1" - 14	5/8"	41.5	70.0	20
100.236.1212	3/4"	1 3/16" - 12	3/4"	53.9	95.9	20
100.236.1616	1"	1 7/16" - 12	1"	67.1	114.1	20

100.300 - ESPIGA MEGAFIT® BRIDA CODE 61

Incluye O'ring de Nitrilo







			C	L		
Código	CODE 61	d	Espiga	Cut Off	Long	Pzas/ caja
100.300.0808	1/2"	30.0	1/2"	51.0	81.0	10
100.300.1208	3/4"	38.1	1/2"	52.0	82.0	10
100.300.1210	3/4"	38.1	5/8"	52.0	85.0	10
100.300.1212	3/4"	38.1	3/4"	54.0	90.0	20
100.300.1216	3/4"	38.1	1"	54.0	101.0	20
100.300.1610	1"	44.4	5/8"	52.0	85.0	10
100.300.1612	1"	44.4	3/4"	54.0	90.0	20
100.300.1616	1"	44.4	1"	62.0	109.0	20
100.300.2016	1 1/4"	50.8	1"	62.0	109.0	10
100.300.2020	1 1/4"	50.8	1 1/4"	70.0	123.0	10
100.300.2420	1 1/2"	60.3	1 1/4"	72.0	125.0	5
100.300.2424	1 1/2"	60.3	1 1/2"	74.0	136.0	5
100.300.3224	2"	71.4	1 1/2"	74.0	136.0	5
100.300.3232	2"	71.4	2"	77.0	143.0	5

100.301 - ESPIGA MEGAFIT® A 22 1/2° BRIDA CODE 61

Incluye O'ring de Nitrilo







			C	D		
Código	CODE 61	d	Espiga	Cut Off	Drop	Pzas/ caja
100.301.1212	3/4"	38.1	3/4"	70.1	13.1	10
100.301.1612	1"	44.4	3/4"	70.1	13.1	10
100.301.1616	1"	44.4	1"	80.8	14.1	10
100.301.2016	1 1/4"	50.8	1"	81.7	14.5	5
100.301.2020	1 1/4"	50.8	1 1/4"	81.7	14.1	5

100.303 - ESPIGA MEGAFIT® A 45° BRIDA CODE 61

Incluye O'ring de Nitrilo



			C	D		
Código	CODE 61	d	Espiga	Cut Off	Drop	Pzas/ caja
100.303.0808	1/2"	30.0	1/2"	43.6	21.4	10
100.303.1208	3/4"	38.1	1/2"	44.3	22.1	10
100.303.1212	3/4"	38.1	3/4"	58.6	28.8	20
100.303.1612	1"	44.4	3/4"	58.6	28.8	20
100.303.1616	1"	44.4	1"	69.0	27.0	20
100.303.2016	1 1/4"	50.8	1"	69.7	27.7	10
100.303.2020	1 1/4"	50.8	1 1/4"	84.7	33.4	10
100.303.2420	1 1/2"	60.3	1 1/4"	86.1	34.9	5
100.303.2424	1 1/2"	60.3	1 1/2"	96.9	38.1	5
100.303.3224	2"	71.4	1 1/2"	97.6	38.8	5
100.303.3232	2"	71.4	2"	112.2	53.2	5

100.305 - ESPIGA MEGAFIT® A 67 1/2° BRIDA CODE 61

Incluye O'ring de Nitrilo



Código	CODE 61	d	Espiga	C		D	Pzas/ caja
				Cut Off	Drop		
100.305.1212	3/4"	38.1	3/4"	70.6	44.5	10	
100.305.1612	1"	44.4	3/4"	70.6	44.5	10	
100.305.1616	1"	44.4	1"	86.3	51.0	10	
100.305.2016	1 1/4"	50.8	1"	86.7	51.9	5	
100.305.2020	1 1/4"	50.8	1 1/4"	99.6	55.2	5	

100.306 - ESPIGA MEGAFIT® A 90° BRIDA CODE 61

Incluye O'ring de Nitrilo



Código	CODE 61	d	Espiga	C		D	Pzas/ caja
				Cut Off	Drop		
100.306.0808	1/2"	30.0	1/2"	38.2	40.7	10	
100.306.1208	3/4"	38.1	1/2"	38.2	41.7	10	
100.306.1212	3/4"	38.1	3/4"	56.0	58.0	20	
100.306.1612	1"	44.4	3/4"	56.0	58.0	20	
100.306.1616	1"	44.4	1"	69.2	61.2	20	
100.306.2016	1 1/4"	50.8	1"	69.2	62.2	10	
100.306.2020	1 1/4"	50.8	1 1/4"	87.0	78.0	10	
100.306.2420	1 1/2"	60.3	1 1/4"	87.0	78.0	5	
100.306.2424	1 1/2"	60.3	1 1/2"	101.0	89.0	5	
100.306.3224	2"	71.4	1 1/2"	101.0	90.0	5	
100.306.3232	2"	71.4	2"	120.5	120.0	5	

100.316 - ESPIGA MEGAFIT® A 90° LARGA BRIDA CODE 61

Incluye O'ring de Nitrilo



Código	CODE 61	d	Espiga	C		D	Pzas/ caja
				Cut Off	Drop		
100.316.1212	3/4"	38.1	3/4"	58.6	96.0	10	
100.316.1616	1"	44.4	1"	69.0	114.2	10	
100.316.2020	1 1/4"	50.8	1 1/4"	84.7	130.0	5	

100.330 - ESIPIGA MEGAFIT® BRIDA CODE 62

Incluye O'ring de Vitón



Código	CODE 62	d	Espiga	Cut Off	L	Pzas/ caja
100.330.0808	1/2"	31.7	1/2"	50.0	80.0	20
100.330.1212	3/4"	41.2	3/4"	56.0	92.0	20
100.330.1612	1"	47.6	3/4"	59.0	95.0	10
100.330.1616	1"	47.6	1"	59.0	106.0	20
100.330.2016	1 1/4"	54.0	1"	63.0	110.0	5
100.330.2020	1 1/4"	54.0	1 1/4"	76.0	129.0	10
100.330.2420	1 1/2"	63.5	1 1/4"	84.0	137.0	5
100.330.2424	1 1/2"	63.5	1 1/2"	80.0	142.0	5
100.330.3224	2"	79.3	1 1/2"	88.0	150.0	5
100.330.3232	2"	79.3	2"	90.0	156.0	5

100.333 - ESIPIGA MEGAFIT® A 45° BRIDA CODE 62

Incluye O'ring de Vitón



Código	CODE 62	d	Espiga	Cut Off	D	Pzas/ caja
100.333.0808	1/2"	31.7	1/2"	42.9	22.1	10
100.333.1212	3/4"	41.2	3/4"	60.1	28.4	10
100.333.1612	1"	47.6	3/4"	62.2	30.5	10
100.333.1616	1"	47.6	1"	72.6	33.4	10
100.333.2016	1 1/4"	54.0	1"	75.4	36.2	5
100.333.2020	1 1/4"	54.0	1 1/4"	90.3	35.6	5

100.336 - ESIPIGA MEGAFIT® A 90° BRIDA CODE 62





Incluye O'ring de Vitón



Código	CODE 62	d	Espiga	Cut Off	D	Pzas/ caja
100.336.0808	1/2"	31.7	1/2"	38.2	41.7	10
100.336.1208	3/4"	41.2	1/2"	38.2	45.7	10
100.336.1212	3/4"	41.2	3/4"	56.0	57.5	20
100.336.1612	1"	47.6	3/4"	56.0	60.5	10
100.336.1616	1"	47.6	1"	69.2	70.2	20
100.336.2016	1 1/4"	54.0	1"	69.2	74.2	5
100.336.2020	1 1/4"	54.0	1 1/4"	87.0	79.0	10

100.500 - ESPIGA MEGAFIT® MACHO METRICO DIN 3861 SERIE LIGHT







	R 		C	L	
Código	M. METRICO LIGHT	Espiga	Cut Off	Long	Pzas/ caja
100.500.1204	M12 x 1.5 / Tubo 6	1/4"	20.5	46.0	50
100.500.1404	M14 x 1.5 / Tubo 8	1/4"	20.5	46.0	50
100.500.1604	M16 x 1.5 / Tubo 10	1/4"	22.5	48.0	20
100.500.1605	M16 x 1.5 / Tubo 10	5/16"	22.5	48.0	20
100.500.1606	M16 x 1.5 / Tubo 10	3/8"	23.0	50.0	50
100.500.1804	M18 x 1.5 / Tubo 12	1/4"	22.5	48.0	20
100.500.1806	M18 x 1.5 / Tubo 12	3/8"	23.0	50.0	50
100.500.2206	M22 x 1.5 / Tubo 15	3/8"	25.0	52.0	20
100.500.2208	M22 x 1.2 / Tubo 15	1/2"	25.5	55.5	50
100.500.2608	M26 x 1.5 / Tubo 18	1/2"	26.5	56.5	20
100.500.2610	M26 x 1.5 / Tubo 18	5/8"	26.5	59.5	20
100.500.2612	M26 x 1.5 / Tubo 18	3/4"	28.5	64.5	20
100.500.3010	M30 x 2.0 / Tubo 22	5/8"	29.5	62.5	20
100.500.3012	M30 x 2.0 / Tubo 22	3/4"	30.5	66.5	20
100.500.3612	M36 x 2.0 / Tubo 28	3/4"	32.5	68.5	20
100.500.3616	M36 x 2.0 / Tubo 28	1"	33.0	80.0	20
100.500.4520	M45 x 2.0 / Tubo 35	1 1/4"	37.0	90.0	5
100.500.5224	M52 x 2.0 / Tubo 42	1 1/2"	40.0	102.0	5

100.510 - ESPIGA MEGAFIT® HEMBRA G. METRICA DIN 3865 SERIE LIGHT

Incluye O'ring de Nitrilo







	R 		C	L	
Código	H. G. METRICA LIGHT	Espiga	Cut Off	Long	Pzas/ caja
100.510.1204	M12 x 1.5 / Tubo 6	1/4"	21.0	46.5	50
100.510.1404	M14 x 1.5 / Tubo 8	1/4"	25.5	51.0	100
100.510.1604	M16 x 1.5 / Tubo 10	1/4"	26.5	52.0	50
100.510.1605	M16 x 1.5 / Tubo 10	5/16"	26.5	52.0	50
100.510.1606	M16 x 1.5 / Tubo 10	3/8"	24.0	51.0	100
100.510.1804	M18 x 1.5 / Tubo 12	1/4"	26.5	52.0	20
100.510.1805	M18 x 1.5 / Tubo 12	5/16"	26.5	52.0	20
100.510.1806	M18 x 1.5 / Tubo 12	3/8"	27.0	54.0	100
100.510.2206	M22 x 1.5 / Tubo 15	3/8"	30.5	57.5	50
100.510.2208	M22 x 1.5 / Tubo 15	1/2"	31.0	61.0	100
100.510.2608	M26 x 1.5 / Tubo 18	1/2"	31.5	61.5	20
100.510.2610	M26 x 1.5 / Tubo 18	5/8"	31.5	64.5	50
100.510.2612	M26 x 1.5 / Tubo 18	3/4"	31.0	67.0	20
100.510.3010	M30 x 2.0 / Tubo 22	5/8"	34.0	67.0	20
100.510.3012	M30 x 2.0 / Tubo 22	3/4"	35.0	71.0	50
100.510.3612	M36 x 2.0 / Tubo 28	3/4"	36.5	72.5	20
100.510.3616	M36 x 2.0 / Tubo 28	1"	37.0	84.0	20
100.510.4520	M45 x 2.0 / Tubo 25	1 1/4"	42.0	95.0	10
100.510.5224	M52 x 2.0 / Tubo 42	1 1/2"	44.0	106.0	5

100.513 - ESPIGA MEGAFIT® A 45° H. G. METRICA DIN 3865 SERIE LIGHT

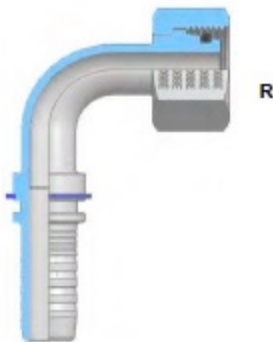
Incluye O'ring de Nitrilo







	R 		C	D	
Código	H. G. METRICA LIGHT	Espiga	Cut Off	Drop	Pzas/ caja
100.513.1204	M12 x 1.5 / Tubo 8	1/4"	34.7	17.0	20
100.513.1404	M14 x 1.5 / Tubo 8	1/4"	35.7	18.8	20
100.513.1606	M16 x 1.5 / Tubo 10	3/8"	39.9	18.7	20
100.513.1806	M18 x 1.5 / Tubo 12	3/8"	39.4	20.5	20
100.513.2206	M22 x 1.5 / Tubo 15	3/8"	40.6	21.7	20
100.513.2208	M22 x 1.5 / Tubo 15	1/2"	45.5	22.0	20
100.513.2610	M26 x 1.5 / Tubo 18	5/8"	49.6	26.4	20
100.513.2612	M26 x 1.5 / Tubo 18	3/4"	63.2	26.8	20
100.513.3012	M30 x 2.0 / Tubo 22	3/4"	58.2	27.5	20
100.513.3616	M36 x 2.0 / Tubo 28	1"	69.8	32.2	20
100.513.4520	M45 x 2.0 / Tubo 35	1 1/4"	85.4	35.8	5
100.513.5224	M52 x 2.0 / Tubo 42	1 1/2"	97.6	41.2	5

100.516 - ESPIGA MEGAFIT® A 90° H. G. METRICA DIN 3865 SERIE LIGHT

Incluye O'ring de Nitrilo







	R 		C	D	
Código	H. G. METRICA LIGHT	Espiga	Cut Off	Drop	Pzas/ caja
100.516.1204	M12 x 1.5 / Tubo 8	1/4"	26.2	29.7	20
100.516.1404	M14 x 1.5 / Tubo 8	1/4"	29.2	30.5	50
100.516.1604	M16 x 1.5 / Tubo 10	1/4"	29.2	33.0	20
100.516.1605	M16 x 1.5 / Tubo 10	5/16"	29.5	33.0	20
100.516.1806	M16 x 1.5 / Tubo 10	3/8"	30.0	33.5	50
100.516.1806	M18 x 1.5 / Tubo 12	3/8"	33.0	36.0	50
100.516.2206	M22 x 1.5 / Tubo 15	3/8"	33.0	40.5	20
100.516.2208	M22 x 1.5 / Tubo 15	1/2"	38.9	40.5	50
100.516.2610	M26 x 1.5 / Tubo 18	5/8"	43.5	51.5	20
100.516.2612	M26 x 1.5 / Tubo 18	3/4"	53.9	53.9	20
100.516.3012	M30 x 2.0 / Tubo 22	3/4"	53.9	56.0	20
100.516.3616	M36 x 2.0 / Tubo 28	1"	67.1	68.5	20
100.516.4520	M45 x 2.0 / Tubo 35	1 1/4"	83.0	77.0	5
100.516.5224	M52 x 2.0 / Tubo 42	1 1/2"	97.0	91.0	5

100.550 - ESPIGA MEGAFIT® MACHO METRICO DIN 3861 SERIE HEAVY



R





	R 		C	L	
Código	M. METRICO HEAVY	Espiga	Cut Off	Long	Pzas/ caja
100.550.1603	M16 x 1.5 / Tubo 8	3/16"	23.0	44.0	20
100.550.1604	M16 x 1.5 / Tubo 8	1/4"	23.5	49.0	20
100.550.1804	M18 x 1.5 / Tubo 10	1/4"	23.5	49.0	20
100.550.1806	M18 x 1.5 / Tubo 10	3/8"	24.0	51.0	20
100.550.2005	M20 x 1.5 / Tubo 12	5/16"	24.5	50.0	20
100.550.2006	M20 x 1.5 / Tubo 12	3/8"	25.0	52.0	20
100.550.2206	M22 x 1.5 / Tubo 14	3/8"	27.0	54.0	20
100.550.2406	M24 x 1.5 / Tubo 16	3/8"	27.0	54.0	20
100.550.2408	M24 x 1.5 / Tubo 16	1/2"	27.5	57.5	20
100.550.3010	M30 x 2.0 / Tubo 20	5/8"	31.5	64.5	20
100.550.3012	M30 x 2.0 / Tubo 20	3/4"	32.5	68.5	20
100.550.3612	M36 x 2.0 / Tubo 25	3/4"	36.5	72.5	20
100.550.3616	M36 x 2.0 / Tubo 25	1"	37.0	84.0	10
100.550.4216	M42 x 2.0 / Tubo 30	1"	40.0	87.0	10
100.550.4220	M42 x 2.0 / Tubo 30	1 1/4"	41.0	94.0	5
100.550.5220	M52 x 2.0 / Tubo 38	1 1/4"	46.0	99.0	5

100.560 - ESPIGA MEGAFIT® HEMBRA G. METRICA DIN 3865 SERIE HEAVY

Incluye O'ring de Nitrilo



R





	R 		C	L	
Código	H. G. METRICA HEAVY	Espiga	Cut Off	Long	Pzas/ caja
100.560.1404	M14 x 1.5 / Tubo 6	1/4"	26.5	52.0	50
100.560.1604	M16 x 1.5 / Tubo 8	1/4"	27.5	53.0	50
100.560.1804	M18 x 1.5 / Tubo 10	1/4"	29.0	54.5	50
100.560.1806	M18 x 1.5 / Tubo 10	3/8"	29.5	56.5	50
100.560.2005	M20 x 1.5 / Tubo 12	5/16"	29.5	55.0	20
100.560.2006	M20 x 1.5 / Tubo 12	3/8"	30.0	57.0	50
100.560.2206	M22 x 1.5 / Tubo 14	3/8"	31.0	58.0	20
100.560.2208	M22 x 1.5 / Tubo 14	1/2"	31.5	61.5	20
100.560.2408	M24 x 1.5 / Tubo 16	1/2"	33.5	63.5	50
100.560.3010	M30 x 2.0 / Tubo 20	5/8"	40.0	73.0	50
100.560.3012	M30 x 2.0 / Tubo 20	3/4"	41.0	77.0	50
100.560.3612	M36 x 2.0 / Tubo 25	3/4"	44.5	80.5	50
100.560.3616	M36 x 2.0 / Tubo 25	1"	37.0	84.0	20
100.560.4216	M42 x 2.0 / Tubo 30	1"	47.0	94.0	20
100.560.5220	M52 x 2.0 / Tubo 38	1 1/4"	53.0	106.0	10
100.560.5224	M52 x 2.0 / Tubo 38	1 1/2"	53.0	115.0	10

100.563 - ESPIGA MEGAFIT® A 45° H. G. METRICA DIN 3865 SERIE HEAVY

Incluye O'ring de Nitrilo

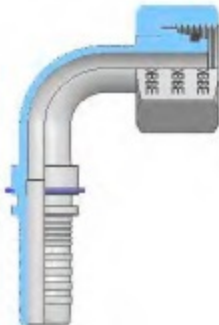


R





	R 		C	D	
Código	H. G. METRICA HEAVY	Espiga	Cut Off	Drop	Pzas/ caja
100.563.1804	M16 x 1.5 / Tubo 8	1/4"	35.9	17.3	20
100.563.1804	M18 x 1.5 / Tubo 10	1/4"	36.9	18.4	20
100.563.2006	M20 x 1.5 / Tubo 12	3/8"	42.4	18.0	20
100.563.2206	M22 x 1.5 / Tubo 14	3/8"	42.8	19.8	20
100.563.2408	M24 x 1.5 / Tubo 16	1/2"	48.1	22.9	20
100.563.3010	M30 x 2.0 / Tubo 20	5/8"	55.2	26.4	20
100.563.3612	M36 x 2.0 / Tubo 25	3/4"	64.5	29.6	20
100.563.3616	M36 x 2.0 / Tubo 25	1"	76.7	33.5	20
100.563.4216	M42 x 2.0 / Tubo 30	1"	77.2	34.9	5
100.563.5220	M52 x 2.0 / Tubo 38	1 1/4"	89.5	39.3	10
100.563.5224	M52 x 2.0 / Tubo 38	1 1/2"	100.3	38.3	5

100.566 - ESPIGA MEGAFIT® A 90° H. G. METRICA DIN 3865 SERIE HEAVY

Incluye O'ring de Nitrilo








R

	R 		C	D	
Código	H. G. METRICA HEAVY	Espiga	Cut Off	Drop	Pzas/ caja
100.566.1804	M16 x 1.5 / Tubo 8	1/4"	29.2	30.2	20
100.566.1804	M18 x 1.5 / Tubo 10	1/4"	29.2	31.7	20
100.566.1806	M18 x 1.5 / Tubo 10	3/8"	35.0	32.0	20
100.566.2006	M20 x 1.5 / Tubo 12	3/8"	35.0	32.5	20
100.566.2206	M22 x 1.5 / Tubo 14	3/8"	35.0	35.0	20
100.566.2408	M24 x 1.5 / Tubo 16	1/2"	39.9	41.4	20
100.566.3010	M30 x 2.0 / Tubo 20	5/8"	45.5	48.5	20
100.566.3612	M36 x 2.0 / Tubo 25	3/4"	55.9	57.9	20
100.566.3616	M36 x 2.0 / Tubo 25	1"	67.1	69.1	20
100.566.4216	M42 x 2.0 / Tubo 30	1"	71.1	71.1	20
100.566.5220	M52 x 2.0 / Tubo 38	1 1/4"	85.0	82.0	10
100.566.5224	M52 x 2.0 / Tubo 38	1 1/2"	99.0	87.0	5

100.600 - ESPIGA MEGAFIT® MACHO BSPO

Incluye O'ring de Nitrilo







	R 		C	L		
Código	M. BSP	Espiga	Cut Off	Long	Pzas/ caja	
100.600.0404	1/4"	1/4" - 19	1/4"	23.5	49.0	20
100.600.0804	3/8"	3/8" - 19	1/4"	25.5	51.0	20
100.600.0806	3/8"	3/8" - 19	3/8"	26.0	53.0	20
100.600.0808	1/2"	1/2" - 14	3/8"	28.5	55.5	20
100.600.0808	1/2"	1/2" - 14	1/2"	29.0	59.0	20
100.600.1008	5/8"	5/8" - 14	1/2"	32.0	62.0	20
100.600.1010	5/8"	5/8" - 14	5/8"	32.0	65.0	20
100.600.1208	3/4"	3/4" - 14	1/2"	33.5	63.5	20
100.600.1212	3/4"	3/4" - 14	3/4"	34.5	70.5	20
100.600.1612	1"	1" - 11	3/4"	39.5	75.5	20
100.600.1616	1"	1" - 11	1"	40.0	87.0	20

100.620 - ESPIGA MEGAFIT® HEMBRA G. BSPO

Incluye O'ring de Nitrilo







	R 		C	L		
Código	H. G. BSP	Espiga	Cut Off	Long	Pzas/ caja	
100.620.0404	1/4"	1/4" - 19	1/4"	19.0	44.5	100
100.620.0406	1/4"	1/4" - 19	3/8"	19.5	46.5	20
100.620.0604	3/8"	3/8" - 19	1/4"	20.5	46.0	50
100.620.0606	3/8"	3/8" - 19	3/8"	21.0	48.0	100
100.620.0804	1/2"	1/2" - 14	1/4"	22.5	48.0	20
100.620.0805	1/2"	1/2" - 14	5/16"	22.5	48.0	20
100.620.0806	1/2"	1/2" - 14	3/8"	23.0	50.0	50
100.620.0808	1/2"	1/2" - 14	1/2"	23.5	53.5	100
100.620.1008	5/8"	5/8" - 14	1/2"	25.0	55.0	50
100.620.1010	5/8"	5/8" - 14	5/8"	25.5	58.5	50
100.620.1210	3/4"	3/4" - 14	5/8"	26.0	59.0	20
100.620.1212	3/4"	3/4" - 14	3/4"	27.0	63.0	50
100.620.1612	1"	1" - 11	3/4"	27.5	63.5	20
100.620.1616	1"	1" - 11	1"	28.5	75.5	50
100.620.2016	1 1/4"	1 1/4" - 11	1"	33.5	80.5	10
100.620.2020	1 1/4"	1 1/4" - 11	1 1/4"	34.5	87.5	10
100.620.2420	1 1/2"	1 1/2" - 11	1 1/4"	33.5	86.5	5
100.620.2424	1 1/2"	1 1/2" - 11	1 1/2"	33.5	95.5	5
100.620.3224	2"	2" - 11	1 1/2"	35.5	97.5	5
100.620.3232	2"	2" - 11	2"	36.5	102.5	5

100.623 - ESPIGA MEGAFIT® A 45° HEMBRA G. BSPO

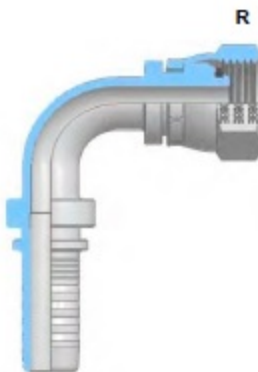
Incluye O'ring de Nitrilo







	R 		C	D		
Código	H. G. BSP		Espiga	Cut Off	Drop	Pzas/ caja
100.623.0404	1/4"	1/4" - 19	1/4"	33.6	15.9	20
100.623.0606	3/8"	3/8" - 19	3/8"	38.5	19.1	20
100.623.0806	1/2"	1/2" - 14	3/8"	40.3	20.8	20
100.623.0808	1/2"	1/2" - 14	1/2"	45.2	22.5	20
100.623.1008	5/8"	5/8" - 14	1/2"	47.7	25.0	20
100.623.1010	5/8"	5/8" - 14	5/8"	52.2	28.2	20
100.623.1212	3/4"	1/2" - 14	3/4"	63.2	29.6	20
100.623.1616	1"	1" - 11	1"	74.6	34.2	20
100.623.2020	1 1/4"	1 1/4" - 11	1 1/4"	94.6	39.8	5
100.623.2424	1 1/2"	1 1/2" - 11	1 1/2"	104.1	45.9	5
100.623.3232	2"	2" - 11	2"	125.3	60.2	5

100.626 - ESPIGA MEGAFIT® A 90° HEMBRA G. BSPO

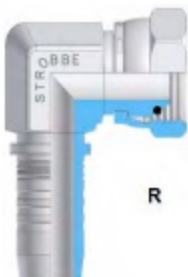
Incluye O'ring de Nitrilo






	R 		C	D		
Código	H. G. BSP		Espiga	Cut Off	Drop	Pzas/ caja
100.626.0404	1/4"	1/4" - 19	1/4"	26.2	28.2	50
100.626.0606	3/8"	3/8" - 19	3/8"	30.0	34.0	50
100.626.0806	1/2"	1/2" - 14	3/8"	30.0	36.5	50
100.626.0808	1/2"	1/2" - 14	1/2"	35.9	40.9	50
100.626.1008	5/8"	5/8" - 14	1/2"	35.9	44.4	20
100.626.1010	5/8"	5/8" - 14	5/8"	41.5	51.0	20
100.626.1212	3/4"	3/4" - 14	3/4"	53.9	57.9	50
100.626.1616	1"	1" - 11	1"	67.1	70.1	20
100.626.2020	1 1/4"	1 1/4" - 11	1 1/4"	87.0	85.0	10
100.626.2424	1 1/2"	1 1/2" - 11	1 1/2"	98.0	100.0	5
100.626.3232	2"	2" - 11	2"	120.5	130.0	5

100.656 - ESPIGA MEGAFIT® A 90° COMPACTA HEMBRA G. BSPO

Incluye O'ring de Nitrilo



	R 		C	D		
Código	H. G. BSP		Espiga	Cut Off	Drop	Pzas/ caja
100.656.0404	1/4"	1/4" - 19	1/4"	15.5	22.0	20
100.656.0606	3/8"	3/8" - 19	3/8"	18.0	25.5	20
100.656.0808	1/2"	1/2" - 14	1/2"	21.0	28.0	20
100.656.1008	5/8"	5/8" - 14	1/2"	24.0	32.0	20
100.656.1010	5/8"	5/8" - 14	5/8"	23.0	32.0	20
100.656.1212	3/4"	3/4" - 14	3/4"	26.0	34.5	20
100.656.1616	1"	1" - 11	1"	31.0	40.0	20

100.610 - ESPIGA MEGAFIT® MACHO BSP - PLANO

Incluye O'ring de Nitrilo



R

	R 		C	L		
Código	M. BSP - PLANO		Espiga	Cut Off	Long	Pzas/ caja
100.610.0808	1/2"	1/2" - 14	1/2"	27.0	57.0	20
100.610.1008	5/8"	5/8" - 14	1/2"	30.0	60.0	20





100.630 - ESPIGA MEGAFIT® HEMBRA G. BSP - PLANO







R

	R 		C	L		
Código	H. G. BSP - PLANO		Espiga	Cut Off	Long	Pzas/ caja
100.630.0806	1/2"	1/2" - 14	3/8"	18.5	45.5	20
100.630.0808	1/2"	1/2" - 14	1/2"	19.0	49.0	20
100.630.1008	5/8"	5/8" - 14	1/2"	20.5	50.5	20





100.851 - ESPIGA MEGAFIT® HEMBRA G. KOMATSU


	R 		C	L	
Código	H. G. KOMATSU	Espiga	Cut Off	Long	Pzas/ caja
100.851.1404	M14 x 1.5	1/4"	16.0	41.5	20
100.851.1606	M16 x 1.5	3/8"	17.0	44.0	20
100.851.1806	M18 x 1.5	3/8"	17.0	44.0	20
100.851.2208	M22 x 1.5	1/2"	19.5	49.5	20
100.851.2410	M24 x 1.5	5/8"	20.0	53.0	20
100.851.3012	M30 x 1.5	3/4"	21.0	57.0	20
100.851.3316	M33 x 1.5	1"	24.0	71.0	20
100.851.3620	M36 x 1.5	1 1/4"	26.0	79.0	5
100.851.4224	M42 x 1.5	1 1/2"	28.0	90.0	5

100.856 - ESPIGA MEGAFIT® A 90° HEMBRA G. KOMATSU


	R 		C	D	
Código	H. G. KOMATSU	Espiga	Cut Off	Drop	Pzas/ caja
100.856.1404	M14 x 1.5	1/4"	26.2	24.2	20
100.856.1806	M18 x 1.5	3/8"	30.0	27.0	20
100.856.2208	M22 x 1.5	1/2"	35.9	32.4	20
100.856.2410	M24 x 1.5	5/8"	41.5	38.5	20
100.856.3012	M30 x 1.5	3/4"	53.9	49.9	20
100.856.3316	M33 x 1.5	1"	67.1	65.6	20

100.861 - ESPIGA MEGAFIT HEMBRA G. JIS




	R 		C	L	
Código	H. G. JIS	Espiga	Cut Off	Long	Pzas/ caja
100.861.0404	1/4" - 19	1/4"	15.0	40.5	20
100.861.0606	3/8" - 19	3/8"	16.0	43.0	20
100.861.0808	1/2" - 14	1/2"	19.0	49.0	20
100.861.1010	5/8" - 14	5/8"	20.0	53.0	20
100.861.1212	3/4" - 14	3/4"	21.0	57.0	20
100.861.1616	1" - 11	1"	24.0	71.0	20

100.920 - ESPIGA MEGAFIT® ANULAR


	ANULAR		C	L	
Código		Espiga	Cut Off	Long	Pzas/ caja
100.920.0804	M8	1/4"	28.0	51.5	20
100.920.1004	M10	1/4"	28.8	54.3	20
100.920.1204	M12	1/4"	32.3	57.8	20
100.920.1208	M12	3/8"	32.8	59.8	20
100.920.1408	M14	3/8"	36.8	63.8	20
100.920.1608	M16	3/8"	41.0	68.0	20
100.920.1808	M18	1/2"	45.3	75.3	20

100.921 - RACOR - PERNO PARA OJOS


R

	RACOR		P	L	
Código			Prof	Long	Pzas/ caja
100.921.0807	M8 - 0.75		15.5	21.0	20
100.921.0810	M8 - 1.00		15.5	21.0	20
100.921.1010	M10 - 1.00		18.5	24.0	20
100.921.1012	M10 - 1.25		18.5	24.0	20
100.921.1015	M10 - 1.50		18.5	24.0	20
100.921.1212	M12 - 1.25		25.5	32.0	20
100.921.1215	M12 - 1.50		25.5	32.0	20
100.921.1415	M14 - 1.50		27.5	34.0	20
100.921.1615	M16 - 1.50		29.5	36.0	20
100.921.1815	M18 - 1.50		35.5	43.0	20