

**PREARMADO  
MEGAFIT®  
Serie Industrial  
200 / 204**

**Ventajas del uso de Prearmados Megafit®**

Simplifican el proceso de prensado de mangueras, reduciendo la posibilidad de errores durante el ensamble de la manguera.

Ayuda a evitar confusiones, en el momento de seleccionar la Ferrula.

Facilita la operatividad, cuando se tiene personal con poca experiencia.

No se pela la manguera.

Gran variedad de Conexiones disponibles.

**Aplicaciones:**

**Serie 200 1T/2T:** Para Mangueras R1AT/1SN, R2AT/ 2SN, 1SC, 2SC, R16, R17, EHT.

**Serie 204 R12:** Para Mangueras R12.







P. MEGAFIT® H.G. JIC 1T/2T  
200.120.1212



P. MEGAFIT® H.G. ASIENTO PLANO R12  
204.210.1212





**200.040 - PRE. MEGAFIT® MACHO NPT 1T/2T**

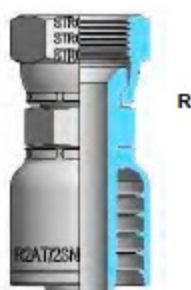

R

	R 		C	L		
Código	M. NPT	Espiga	Cut Off	Long	Pzas/ caja	
200.040.0204	1/8"	1/8" - 27	1/4"	20.5	46.0	20
200.040.0404	1/4"	1/4" - 18	1/4"	25.5	51.0	20
200.040.0406	1/4"	1/4" - 18	3/8"	26.0	53.0	20
200.040.0604	3/8"	3/8" - 18	1/4"	26.5	52.0	20
200.040.0606	3/8"	3/8" - 18	3/8"	27.0	54.0	20
200.040.0608	3/8"	3/8" - 18	1/2"	27.5	57.5	20
200.040.0806	1/2"	1/2" - 14	3/8"	33.0	60.0	20
200.040.0808	1/2"	1/2" - 14	1/2"	33.5	63.5	20
200.040.1212	3/4"	3/4" - 14	3/4"	36.5	72.5	20
200.040.1616	1"	1" - 11 1/2	1"	44.0	91.0	20
200.040.2020	1 1/4"	1 1/4" - 11 1/2	1 1/4"	47.0	100.0	10
200.040.2424	1 1/2"	1 1/2" - 11 1/2	1 1/2"	50.0	112.0	5
200.040.3232	2"	2" - 11 1/2	2"	54.0	120.0	5





**200.100 - PRE. MEGAFIT® MACHO JIC 1T/2T**


R

	R 		C	L		
Código	M. JIC	Espiga	Cut Off	Long	Pzas/ caja	
200.100.0404	1/4"	7/16" - 20	1/4"	24.5	50.0	50
200.100.0606	3/8"	9/16" - 18	3/8"	27.0	54.0	50
200.100.0808	1/2"	3/4" - 16	1/2"	30.0	60.0	50
200.100.1008	5/8"	7/8" - 14	1/2"	34.0	64.0	50
200.100.1010	5/8"	7/8" - 14	5/8"	34.0	67.0	50
200.100.1212	3/4"	1 1/16" - 12	3/4"	38.5	74.5	20
200.100.1616	1"	1 5/16" - 12	1"	42.0	89.0	20





**200.121 - PRE. MEGAFIT® HX HEMBRA G. JIC 1T/2T**


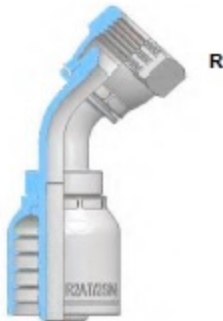
R





	R 		C	L		
Código	H. G. JIC		Espiga	Cut Off	Long	Pzas/ caja
200.121.0404	1/4"	7/16" - 20	1/4"	20.0	45.5	20
200.121.0606	3/8"	9/16" - 18	3/8"	22.0	49.0	20
200.121.0808	1/2"	3/4" - 16	1/2"	25.5	55.5	20
200.121.1008	5/8"	7/8" - 14	1/2"	27.0	57.0	20
200.121.1010	5/8"	7/8" - 14	5/8"	27.0	60.0	20
200.121.1212	3/4"	1 1/16" - 12	3/4"	29.0	65.0	20
200.121.1616	1"	1 5/16" - 12	1"	32.5	79.5	10

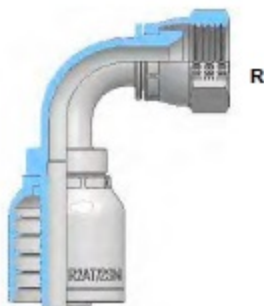
**200.120 - PRE. MEGAFIT® HEMBRA G. JIC 1T/2T**






R

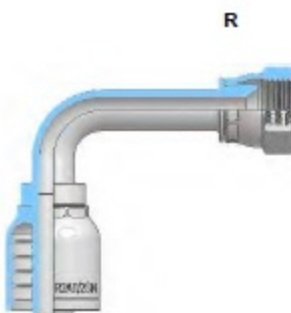
	R 		C	L		
Código	H. G. JIC		Espiga	Cut Off	Long	Pzas/ caja
200.120.0404	1/4"	7/16" - 20	1/4"	15.0	40.5	20
200.120.0604	3/8"	9/16" - 18	1/4"	16.5	42.0	50
200.120.0606	3/8"	9/16" - 18	3/8"	16.0	43.0	50
200.120.0806	1/2"	3/4" - 16	3/8"	18.5	45.5	50
200.120.0808	1/2"	3/4" - 16	1/2"	19.0	49.0	50
200.120.1008	5/8"	7/8" - 14	1/2"	20.0	50.0	20
200.120.1010	5/8"	7/8" - 14	5/8"	20.0	53.0	20
200.120.1210	3/4"	1 1/16" - 12	5/8"	22.0	55.0	20
200.120.1212	3/4"	1 1/16" - 12	3/4"	21.0	57.0	20
200.120.1612	1"	1 5/16" - 12	3/4"	23.5	59.5	20
200.120.1616	1"	1 5/16" - 12	1"	24.0	71.0	20
200.120.2020	1 1/4"	1 5/8" - 12	1 1/4"	26.0	79.0	10
200.120.2424	1 1/2"	1 7/8" - 12	1 1/2"	28.0	90.0	10
200.120.3232	2"	2 1/2" - 12	2"	32.5	98.5	10





**200.123 - PRE. MEGAFIT® A 45° HEMBRA G. JIC 1T/2T**


	R 		C	D		
Código	H. G. JIC		Espiga	Cut Off	Drop	Pzas/ caja
200.123.0404	1/4"	7/16" - 20	1/4"	32.2	11.3	20
200.123.0806	3/8"	9/16" - 18	3/8"	35.7	12.4	20
200.123.0808	1/2"	3/4" - 16	1/2"	42.0	14.4	20
200.123.1010	5/8"	7/8" - 14	5/8"	46.9	15.8	10
200.123.1212	3/4"	1 1/16" - 12	3/4"	57.5	22.5	20
200.123.1616	1"	1 5/16" - 12	1"	70.4	24.3	10

**200.126 - PRE. MEGAFIT® A 90° HEMBRA G. JIC 1T/2T**






	R 		C	D		
Código	H. G. JIC		Espiga	Cut Off	Drop	Pzas/ caja
200.126.0404	1/4"	7/16" - 20	1/4"	26.2	21.7	20
200.126.0806	3/8"	9/16" - 18	3/8"	30.0	24.5	20
200.126.0808	1/2"	3/4" - 16	3/8"	30.0	26.0	20
200.126.0808	1/2"	3/4" - 16	1/2"	35.9	29.4	20
200.126.1008	5/8"	7/8" - 14	1/2"	35.9	29.9	10
200.126.1010	5/8"	7/8" - 14	5/8"	41.5	33.5	10
200.126.1212	3/4"	1 1/16" - 12	3/4"	53.9	47.9	20
200.126.1616	1"	1 5/16" - 12	1"	67.1	56.1	10
200.126.2020	1 1/4"	1 5/8" - 12	1 1/4"	87.0	78.5	10
200.126.2424	1 1/2"	1 7/8" - 12	1 1/2"	101.0	96.0	5
200.126.3232	2"	2 1/2" - 12	2"	120.5	120.0	5

**200.146 - PRE. MEGAFIT® A 90° LARGO HEMBRA G. JIC 1T/2T**


	R 		C	D		
Código	H. G. JIC		Espiga	Cut Off	Drop	Pzas/ caja
200.146.0404	1/4"	7/16" - 20	1/4"	26.2	45.7	20
200.146.0606	3/8"	9/16" - 18	3/8"	30.0	54.0	20
200.146.0808	1/2"	3/4" - 16	1/2"	35.9	63.4	20
200.146.1008	5/8"	7/8" - 14	1/2"	35.9	63.9	20
200.146.1010	5/8"	7/8" - 14	5/8"	41.5	70.0	20
200.146.1212	3/4"	1 1/16" - 12	3/4"	53.9	95.9	20
200.146.1616	1"	1 5/16" - 12	1"	67.1	114.1	10

**200.210 - PRE. MEGAFIT® HEMBRA G. ASIENTO PLANO 1T/2T**


R

	R			C	L	
Código	H. G. A. PLANO		Espiga	Cut Off	Long	Pzas/ caja
200.210.0404	1/4"	9/16" - 18	1/4"	23.5	49.0	20
200.210.0604	3/8"	11/16" - 16	1/4"	28.0	53.5	20
200.210.0606	3/8"	11/16" - 16	3/8"	28.5	55.5	20
200.210.0806	1/2"	13/16" - 16	3/8"	30.5	57.5	20
200.210.0808	1/2"	13/16" - 16	1/2"	31.0	61.0	20
200.210.1008	5/8"	1" - 14	1/2"	36.0	66.0	20
200.210.1010	5/8"	1" - 14	5/8"	36.0	69.0	20
200.210.1210	3/4"	1 3/16" - 12	5/8"	36.5	69.5	20
200.210.1212	3/4"	1 3/16" - 12	3/4"	37.5	73.5	20
200.210.1616	1"	1 7/16" - 12	1"	40.5	87.5	10


**200.213 - PRE. MEGAFIT® A 45° HEMBRA G. A. PLANO 1T/2T**

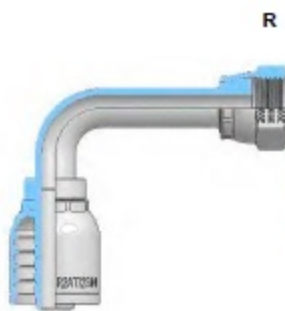

R

	R			C	D	
Código	H. G. A. PLANO		Espiga	Cut Off	Drop	Pzas/ caja
200.213.0404	1/4"	9/16" - 18	1/4"	29.7	11.3	20
200.213.0606	3/8"	11/16" - 16	3/8"	33.6	12.0	20
200.213.0808	1/2"	13/16" - 16	1/2"	38.8	14.0	20
200.213.1010	5/8"	1" - 14	5/8"	44.1	15.1	20
200.213.1212	3/4"	1 3/16" - 12	3/4"	55.4	21.1	10
200.213.1616	1"	1 7/16" - 12	1"	66.1	24.3	10

**200.216 - PRE. MEGAFIT® A 90° H. G. ASIENTO PLANO 1T/2T**


R

	R			C	D	
Código	H. G. A. PLANO		Espiga	Cut Off	Drop	Pzas/ caja
200.216.0404	1/4"	9/16" - 18	1/4"	26.2	21.7	20
200.216.0606	3/8"	11/16" - 16	3/8"	30.0	24.0	20
200.216.0808	1/2"	13/16" - 16	1/2"	35.9	28.9	20
200.216.1010	5/8"	1" - 14	5/8"	41.5	32.5	10
200.216.1212	3/4"	1 3/16" - 12	3/4"	53.9	47.9	10
200.216.1616	1"	1 7/16" - 12	1"	67.1	56.1	10

**200.236 - PRE. MEGAFIT® A 90° LARGO H. G. ASIENTO PLANO 1T/2T**



Código	H. G. A. Plano		Espiga	Cut Off	Drop	Pzas/ caja
	1/4"	9/16" - 18				
200.236.0404	1/4"	9/16" - 18	1/4"	26.2	46.2	20
200.236.0606	3/8"	11/16" - 18	3/8"	30.0	54.0	20
200.236.0808	1/2"	13/16" - 18	1/2"	35.9	63.9	20
200.236.1010	5/8"	1" - 14	5/8"	41.5	70.0	20
200.236.1212	3/4"	1 3/16" - 12	3/4"	53.9	95.9	20
200.236.1616	1"	1 7/16" - 12	1"	67.1	114.1	10

**200.620 - PRE. MEGAFIT® HEMBRA G. BSPO 1T/2T**

Incluye O'ring de Nitrilo



R





	R 		C	L		
Código	H. G. BSP		Espiga	Cut Off	Long	Pzas/ caja
200.620.0404	1/4"	1/4" - 19	1/4"	19.0	44.5	50
200.620.0606	3/8"	3/8" - 19	3/8"	21.0	48.0	50
200.620.0808	1/2"	1/2" - 14	1/2"	23.5	53.5	50
200.620.1010	5/8"	5/8" - 14	5/8"	25.5	58.5	20
200.620.1212	3/4"	3/4" - 14	3/4"	27.0	63.0	20
200.620.1616	1"	1" - 11	1"	28.5	75.5	20

**200.623 - PRE. MEGAFIT® A 45° HEMBRA G. BSPO 1T/2T**

Incluye O'ring de Nitrilo



R





	R 		C	D		
Código	H. G. BSP		Espiga	Cut Off	Drop	Pzas/ caja
200.623.0404	1/4"	1/4" - 19	1/4"	33.6	15.9	20
200.623.0606	3/8"	3/8" - 19	3/8"	38.5	19.1	20
200.623.0808	1/2"	1/2" - 14	1/2"	45.2	22.5	20
200.623.1010	5/8"	5/8" - 14	5/8"	52.2	28.2	20
200.623.1212	3/4"	1/2" - 14	3/4"	63.2	29.6	20
200.623.1616	1"	1" - 11	1"	74.6	34.2	20

**200.626 - PRE. MEGAFIT® A 90° HEMBRA G. BSPO 1T/2T**

Incluye O'ring de Nitrilo





R

	R 		C	D		
Código	H. G. BSP		Espiga	Cut Off	Drop	Pzas/ caja
200.626.0404	1/4"	1/4" - 19	1/4"	26.2	28.2	20
200.626.0606	3/8"	3/8" - 19	3/8"	30.0	34.0	20
200.626.0808	1/2"	1/2" - 14	1/2"	35.9	40.9	20
200.626.1010	5/8"	5/8" - 14	5/8"	41.5	51.0	10
200.626.1212	3/4"	3/4" - 14	3/4"	53.9	57.9	20
200.626.1616	1"	1" - 11	1"	67.1	70.1	10





**204.040 - PRE. MEGAFIT® MACHO NPT R12**


R

	R 		C	L		
Código	M. NPT		Espiga	Cut Off	Long	Pzas/ caja
204.040.0606	3/8"	3/8" - 18	3/8"	27.0	54.0	5
204.040.0808	1/2"	1/2" - 14	1/2"	33.5	63.5	5
204.040.1212	3/4"	3/4" - 14	3/4"	36.5	72.5	20
204.040.1616	1"	1" - 11 1/2	1"	44.0	91.0	20





**204.120 - PRE. MEGAFIT® HEMBRA G. JIC R12**


R

	R 		C	L		
Código	H. G. JIC		Espiga	Cut Off	Long	Pzas/ caja
204.120.0606	3/8"	9/16" - 18	3/8"	16.0	43.0	20
204.120.0808	1/2"	3/4" - 16	1/2"	19.0	49.0	20
204.120.1010	5/8"	7/8" - 14	5/8"	20.0	53.0	20
204.120.1212	3/4"	1 1/16" - 12	3/4"	21.0	57.0	20
204.120.1616	1"	1 5/16" - 12	1"	24.0	71.0	20

**204.126 - PRE. MEGAFIT® A 90° HEMBRA G. JIC R12**



R

	R 		C	D		
Código	H. G. JIC		Espiga	Cut Off	Drop	Pzas/ caja
204.126.0606	3/8"	9/16" - 18	3/8"	30.0	24.5	20
204.126.0808	1/2"	3/4" - 16	1/2"	35.9	29.4	20
204.126.1010	5/8"	7/8" - 14	5/8"	41.5	33.5	20
204.126.1212	3/4"	1 1/16" - 12	3/4"	53.9	47.9	20
204.126.1616	1"	1 5/16" - 12	1"	67.1	56.1	10



**204.210 - PRE. MEGAFIT® HEMBRA G. ASIENTO PLANO R12**


R

	R 		C	L		
Código	H. G. A. PLANO		Espiga	Cut Off	Long	Pzas/ caja
204.210.0808	3/8"	1 1/16" - 16	3/8"	28.5	55.5	20
204.210.0808	1/2"	1 3/16" - 16	1/2"	31.0	61.0	20
204.210.1010	5/8"	1" - 14	5/8"	36.0	69.0	20
204.210.1212	3/4"	1 3/16" - 12	3/4"	37.5	73.5	20
204.210.1616	1"	1 7/16" - 12	1"	40.5	87.5	10

**204.213 - PRE. MEGAFIT® A 45° HEMBRA G. A. PLANO R12**


R

	R 		C	D		
Código	H. G. A. PLANO		Espiga	Cut Off	Drop	Pzas/ caja
204.213.0808	3/8"	1 1/16" - 16	3/8"	33.6	12.0	20
204.213.0808	1/2"	1 3/16" - 16	1/2"	38.8	14.0	20
204.213.1010	5/8"	1" - 14	5/8"	44.1	15.1	20
204.213.1212	3/4"	1 3/16" - 12	3/4"	55.4	21.1	20
204.213.1616	1"	1 7/16" - 12	1"	66.1	24.3	20

**204.216 - PRE. MEGAFIT® A 90° H. G. ASIENTO PLANO R12**


R

	R 		C	D		
Código	H. G. A. PLANO		Espiga	Cut Off	Drop	Pzas/ caja
204.216.0808	3/8"	1 1/16" - 16	3/8"	30.0	24.0	20
204.216.0808	1/2"	1 3/16" - 16	1/2"	35.9	28.9	20
204.216.1010	5/8"	1" - 14	5/8"	41.5	32.5	20
204.216.1212	3/4"	1 3/16" - 12	3/4"	53.9	47.9	20
204.216.1616	1"	1 7/16" - 12	1"	67.1	56.1	10