

LINEA XTRAFIT® Serie Pesada 120

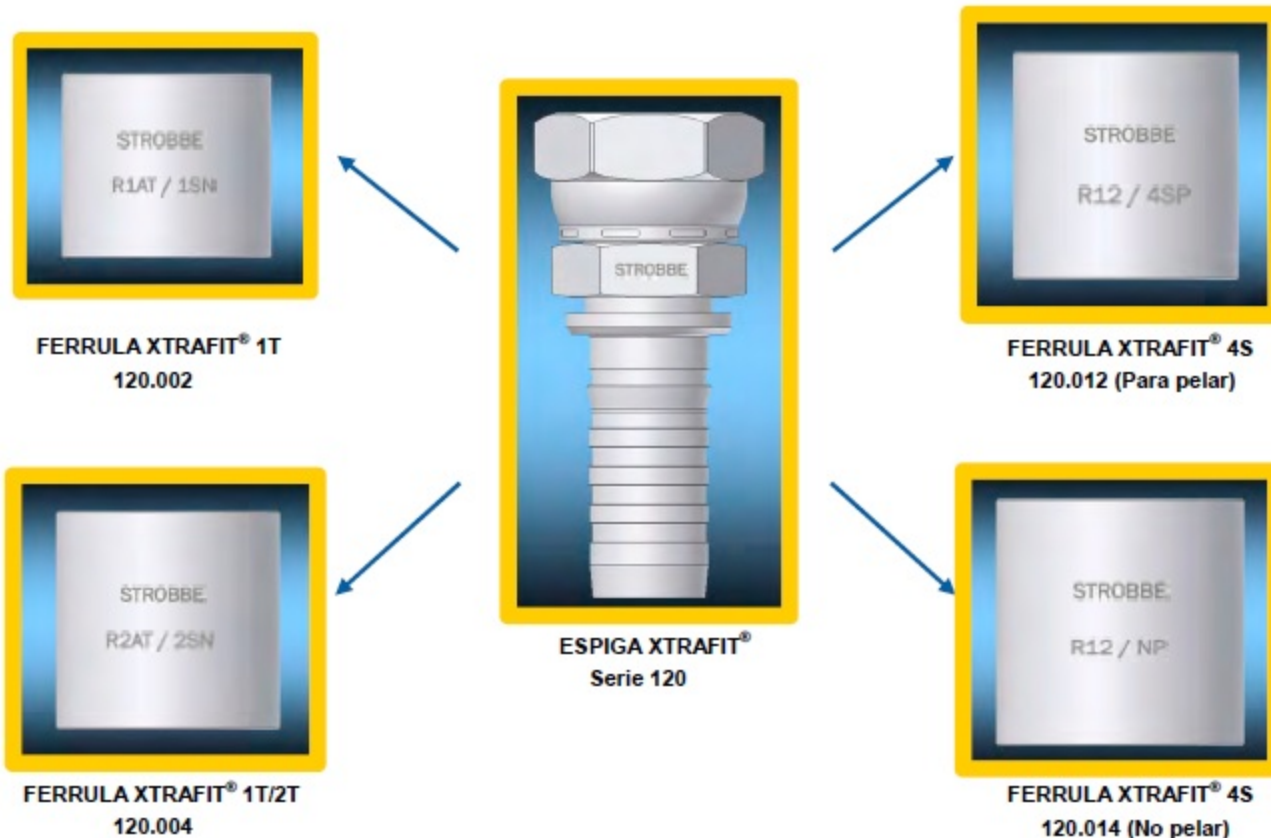
Características:

Línea de construcción más robusta, diseñada para trabajo pesado, con altos impulsos y vibración, con una excelente resistencia a la fatiga.




La Línea Xtrafit® cuenta con una Espiga de uso universal y una gran variedad de Férulas adecuadas para cada tipo de aplicación a ser empleada, como mangueras de 1 y 2 mallas hasta mangueras con 4 espirales.

Prearmados Xtrafit® : Serie 220 para mangueras de 1 y 2 mallas.
Serie 224 para mangueras de 4 espirales.




Aplicaciones: Para utilizar con mangueras R1AT/1SN, R2AT/2SN, 1SC, 2SC, R16, R17, EHT, R12, 4SP.






120.002 - FERRULA XTRAFIT® R1AT / 1SN (No pelar)


		De	L	Dt	Di		
Código	1T	Ext	Long	Traba	Int		Pzas/ caja
120.002.0004	1/4"	19.0	24.0	13.5	14.5		300
120.002.0006	3/8"	23.0	25.0	15.7	18.5		200
120.002.0008	1/2"	27.0	30.0	20.4	22.0		100
120.002.0010	5/8"	31.0	32.0	23.0	25.0		40
120.002.0012	3/4"	35.0	37.0	27.4	29.0		50
120.002.0016	1"	45.0	48.0	34.9	36.9		30
120.002.0020	1 1/4"	54.0	60.0	44.5	45.5		20
120.002.0024	1 1/2"	63.0	68.0	50.0	52.5		20
120.002.0032	2"	75.0	80.0	60.5	65.5		10

120.004 - FERRULA XTRAFIT® R1AT / 1SN / R2AT / 2SN (No pelar)





		De	L	Dt	Di		
Código	1T/2T	Ext	Long	Traba	Int		Pzas/ caja
120.004.0004	1/4"	22.0	30.0	12.8	16.0		200
120.004.0005	5/16"	24.0	30.0	15.4	17.8		80
120.004.0006	3/8"	27.0	30.0	16.5	20.2		300
120.004.0008	1/2"	29.0	36.0	20.2	23.0		250
120.004.0010	5/8"	33.0	37.0	23.1	26.4		100
120.004.0012	3/4"	38.0	43.0	27.2	30.7		100
120.004.0016	1"	49.0	52.0	34.7	39.8		50
120.004.0020	1 1/4"	60.0	64.0	44.8	49.4		30
120.004.0024	1 1/2"	68.0	72.0	52.0	57.2		20
120.004.0032	2"	80.0	85.0	62.0	70.0		15

120.012 - FERRULA XTRAFIT® PARA MANGUERA R12 / 4SP (Para pelar)


		De	L	Dt	Di		
Código	R12/ 4SP	Ext	Long	Traba	Int		Pzas/ caja
120.012.0006	3/8"	26.0	31.0	16.5	18.8		80
120.012.0008	1/2"	31.0	38.0	20.2	23.0		100
120.012.0010	5/8"	33.0	40.0	23.1	26.5		40
120.012.0012	3/4"	38.0	47.0	27.2	31.0		100
120.012.0016	1"	48.0	55.0	35.0	40.0		50
120.012.0020	1 1/4"	57.0	69.0	44.8	47.0		30
120.012.0024	1 1/2"	65.0	75.0	52.0	54.0		20
120.012.0032	2"	78.0	87.0	62.0	67.5		15

120.014 - FERRULA XTRAFIT® PARA MANGUERA R12 (No pelar)



		De	L	Dt	Di	
Código	R12	Ext	Long	Traba	Int	Pzas/ caja
120.014.0006	3/8"	31.0	31.0	19.0	21.0	50
120.014.0008	1/2"	35.0	38.0	22.5	24.7	50
120.014.0010	5/8"	38.0	40.0	24.0	28.5	50
120.014.0012	3/4"	42.0	47.0	28.9	32.0	40
120.014.0016	1"	50.0	55.0	35.0	39.4	50
120.014.0020	1 1/4"	62.0	69.0	47.6	48.8	20
120.014.0024	1 1/2"	70.0	75.0	55.7	56.5	10
120.014.0032	2"	85.0	87.0	65.2	68.6	10





120.901 - ESPIGA XTRAFIT® SALVAVIDAS



	\varnothing		C	L		
Código		Espiga	Cut Off	Long	Pzas/ caja	
120.901.0404	1/4"	7.0	1/4"	12.0	37.0	100
120.901.0606	3/8"	9.7	3/8"	13.0	39.0	100
120.901.0808	1/2"	13.0	1/2"	15.0	50.0	100
120.901.1010	5/8"	16.3	5/8"	16.0	53.0	20
120.901.1212	3/4"	19.5	3/4"	17.0	60.0	50
120.901.1616	1"	25.8	1"	21.5	74.0	20
120.901.2020	1 1/4"	32.0	1 1/4"	25.0	86.0	10





120.040 - ESPIGA XTRAFIT® MACHO NPT


R

	R 		C	L		
Código	M. NPT		Espiga	Cut Off	Long	Pzas/ caja
120.040.0204	1/8"	1/8" - 27	1/4"	22.0	47.0	50
120.040.0404	1/4"	1/4" - 18	1/4"	27.0	52.0	50
120.040.0406	1/4"	1/4" - 18	3/8"	28.0	54.0	50
120.040.0606	3/8"	3/8" - 18	3/8"	28.0	54.0	50
120.040.0608	3/8"	3/8" - 18	1/2"	30.0	65.0	50
120.040.0806	1/2"	1/2" - 14	3/8"	34.0	60.0	50
120.040.0808	1/2"	1/2" - 14	1/2"	35.0	70.0	100
120.040.0810	1/2"	1/2" - 14	5/8"	36.0	73.0	20
120.040.1210	3/4"	3/4" - 14	5/8"	37.0	74.0	20
120.040.1212	3/4"	3/4" - 14	3/4"	37.0	80.0	50
120.040.1216	3/4"	3/4" - 14	1"	41.5	94.0	20
120.040.1612	1"	1" - 11 1/2	3/4"	44.0	87.0	20
120.040.1616	1"	1" - 11 1/2	1"	46.5	99.0	50
120.040.2020	1 1/4"	1 1/4" - 11 1/2	1 1/4"	50.0	111.0	20
120.040.2424	1 1/2"	1 1/2" - 11 1/2	1 1/2"	52.5	124.0	10
120.040.3232	2"	2" - 11 1/2	2"	56.0	140.0	10





120.071 - ESPIGA XTRAFIT® HEMBRA G. NPS


R

	R 		C	L		
Código	H. G. NPS		Espiga	Cut Off	Long	Pzas/ caja
120.071.0404	1/4"	1/4" - 18	1/4"	24.0	49.0	50
120.071.0606	3/8"	3/8" - 18	3/8"	26.0	52.0	50
120.071.0808	1/2"	1/2" - 14	1/2"	30.0	65.0	50
120.071.1212	3/4"	3/4" - 14	3/4"	34.5	77.5	50
120.071.1616	1"	1" - 11 1/2	1"	39.5	92.0	20
120.071.2020	1 1/4"	1 1/4" - 11 1/2	1 1/4"	47.0	108.0	10
120.071.2424	1 1/2"	1 1/2" - 11 1/2	1 1/2"	48.0	119.5	5
120.071.3232	2"	2" - 11 1/2	2"	51.5	135.5	5





120.076 - ESPIGA XTRAFIT® A 90° HEMBRA G. NPS


R

	R 		C	D		
Código	H. G. NPS		Espiga	Cut Off	Drop	Pzas/ caja
120.076.0404	1/4"	1/4" - 18	1/4"	27.7	25.7	20
120.076.0606	3/8"	3/8" - 18	3/8"	32.0	29.0	20
120.076.0808	1/2"	1/2" - 14	1/2"	38.4	35.9	20
120.076.1212	3/4"	3/4" - 14	3/4"	56.4	52.9	20
120.076.1616	1"	1" - 11 1/2	1"	73.6	64.1	20





120.100 - ESPIGA XTRAFIT® MACHO JIC


R

	R			C	L	
Código	M. JIC		Espiga	Cut Off	Long	Pzas/ caja
120.100.0404	1/4"	7/16" - 20	1/4"	26.0	51.0	50
120.100.0606	3/8"	9/16" - 18	3/8"	28.0	54.0	50
120.100.0806	1/2"	3/4" - 16	3/8"	30.5	56.5	20
120.100.0808	1/2"	3/4" - 16	1/2"	31.5	66.5	50
120.100.1008	5/8"	7/8" - 14	1/2"	35.5	70.5	20
120.100.1010	5/8"	7/8" - 14	5/8"	35.5	72.5	20
120.100.1210	3/4"	1 1/16" - 12	5/8"	39.0	76.0	20
120.100.1212	3/4"	1 1/16" - 12	3/4"	39.0	82.0	20
120.100.1612	1"	1 5/16" - 12	3/4"	42.0	85.0	20
120.100.1616	1"	1 5/16" - 12	1"	44.5	97.0	20







R

	R			C	L	
Código	H. G. JIC		Espiga	Cut Off	Long	Pzas/ caja
120.121.0404	1/4"	7/16" - 20	1/4"	20.5	45.5	100
120.121.0504	5/16"	1/2" - 20	1/4"	20.5	45.5	50
120.121.0604	3/8"	9/16" - 18	1/4"	22.0	47.0	50
120.121.0606	3/8"	9/16" - 18	3/8"	22.0	48.0	100
120.121.0806	1/2"	3/4" - 16	3/8"	25.0	51.0	50
120.121.0808	1/2"	3/4" - 16	1/2"	26.0	61.0	100
120.121.1008	5/8"	7/8" - 14	1/2"	27.5	62.5	50
120.121.1010	5/8"	7/8" - 14	5/8"	27.5	64.5	50
120.121.1208	3/4"	1 1/16" - 12	1/2"	28.5	63.5	20
120.121.1210	3/4"	1 1/16" - 12	5/8"	28.5	65.5	20
120.121.1212	3/4"	1 1/16" - 12	3/4"	28.5	71.5	50
120.121.1612	1"	1 5/16" - 12	3/4"	32.5	75.5	20
120.121.1616	1"	1 5/16" - 12	1"	35.0	87.5	50
120.121.2020	1 1/4"	1 5/8" - 12	1 1/4"	38.5	99.5	20
120.121.2424	1 1/2"	1 7/8" - 12	1 1/2"	42.5	114.0	10
120.121.3232	2"	2 1/2" - 12	2"	47.5	131.5	10

120.123 - ESPIGA XTRAFIT® A 45° HEMBRA G. JIC







R

	R 		C	D		
Código	H. G. JIC		Espiga	Cut Off	Drop	Pzas/ caja
120.123.0404	1/4"	7/16" - 20	1/4"	31.9	11.3	20
120.123.0606	3/8"	9/16" - 18	3/8"	35.9	12.4	20
120.123.0806	1/2"	3/4" - 16	3/8"	37.0	13.4	20
120.123.0808	1/2"	3/4" - 16	1/2"	42.3	14.4	20
120.123.1008	5/8"	7/8" - 14	1/2"	42.7	14.8	20
120.123.1010	5/8"	7/8" - 14	5/8"	48.3	15.8	20
120.123.1212	3/4"	1 1/16" - 12	3/4"	59.3	22.5	20
120.123.1616	1"	1 5/16" - 12	1"	74.8	24.3	20
120.123.2020	1 1/4"	1 5/8" - 12	1 1/4"	96.0	35.2	5





120.126 - ESPIGA XTRAFIT® A 90° HEMBRA G. JIC



R

	R 		C	D		
Código	H. G. JIC		Espiga	Cut Off	Drop	Pzas/ caja
120.126.0404	1/4"	7/16" - 20	1/4"	27.7	21.7	50
120.126.0504	5/16"	1/2" - 20	1/4"	27.7	21.7	20
120.126.0606	3/8"	9/16" - 18	3/8"	32.0	24.5	50
120.126.0806	1/2"	3/4" - 16	3/8"	32.0	26.0	20
120.126.0808	1/2"	3/4" - 16	1/2"	38.4	29.4	50
120.126.1008	5/8"	7/8" - 14	1/2"	38.4	29.9	20
120.126.1010	5/8"	7/8" - 14	5/8"	45.0	33.5	20
120.126.1212	3/4"	1 1/16" - 12	3/4"	56.4	47.9	20
120.126.1616	1"	1 5/16" - 12	1"	73.6	56.1	20
120.126.2020	1 1/4"	1 5/8" - 12	1 1/4"	93.0	78.5	10
120.126.2424	1 1/2"	1 7/8" - 12	1 1/2"	109.5	96.0	5
120.126.3232	2"	2 1/2" - 12	2"	130.5	120.0	4


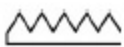


120.200 - ESPIGA XTRAFIT® MACHO ASIENTO PLANO


	R 		C	L		
Código	M. A. PLANO		Espiga	Cut Off	Long	Pzas/ caja
120.200.0404	1/4"	9/16" - 18	1/4"	22.0	47.0	20
120.200.0606	3/8"	11/16" - 16	3/8"	24.5	50.5	20
120.200.0806	1/2"	13/16" - 16	3/8"	27.0	53.0	20
120.200.0808	1/2"	13/16" - 16	1/2"	28.0	63.0	20
120.200.1008	5/8"	1" - 14	1/2"	31.5	66.5	20
120.200.1010	5/8"	1" - 14	5/8"	31.5	68.5	20
120.200.1210	3/4"	1 3/16" - 12	5/8"	34.0	71.0	20
120.200.1212	3/4"	1 3/16" - 12	3/4"	34.0	77.0	20
120.200.1612	1"	1 7/16" - 12	3/4"	36.5	79.5	20
120.200.1616	1"	1 7/16" - 12	1"	39.0	91.5	20





120.211 - ESPIGA XTRAFIT® HEMBRA G. ASIENTO PLANO

Incluye O'ring de Nitrilo







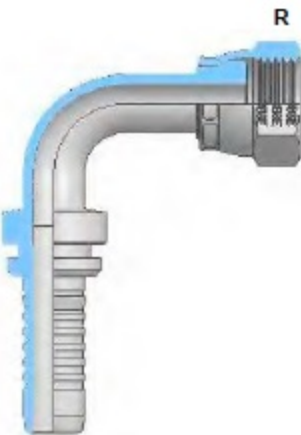
	R 		C	L		
Código	H. G. A. PLANO		Espiga	Cut Off	Long	Pzas/ caja
120.211.0404	1/4"	9/16" - 18	1/4"	29.0	54.0	50
120.211.0604	3/8"	11/16" - 16	1/4"	34.5	59.5	20
120.211.0606	3/8"	11/16" - 16	3/8"	34.5	60.5	100
120.211.0806	1/2"	13/16" - 16	3/8"	37.0	63.0	20
120.211.0808	1/2"	13/16" - 16	1/2"	38.0	73.0	100
120.211.0810	1/2"	13/16" - 16	5/8"	39.0	76.0	20
120.211.1008	5/8"	1" - 14	1/2"	43.5	78.5	50
120.211.1010	5/8"	1" - 14	5/8"	43.5	80.5	50
120.211.1210	3/4"	1 3/16" - 12	5/8"	45.0	82.0	20
120.211.1212	3/4"	1 3/16" - 12	3/4"	45.0	88.0	50
120.211.1216	3/4"	1 3/16" - 12	1"	49.5	102.0	20
120.211.1612	1"	1 7/16" - 12	3/4"	49.0	92.0	20
120.211.1616	1"	1 7/16" - 12	1"	51.5	104.0	50
120.211.2016	1 1/4"	1 11/16" - 12	1"	53.5	106.0	5
120.211.2020	1 1/4"	1 11/16" - 12	1"	56.0	117.0	10
120.211.2424	1 1/2"	2" - 12	1 1/2"	62.5	134.0	5

120.213 - ESPIGA XTRAFIT® A 45° HEMBRA G. ASIENTO PLANO


	R 		C	D		
Código	H. G. A. PLANO		Espiga	Cut Off	Drop	Pzas/ caja
120.213.0404	1/4"	9/16" - 18	1/4"	31.2	11.3	20
120.213.0606	3/8"	11/16" - 16	3/8"	35.6	12.0	20
120.213.0806	1/2"	13/16" - 16	3/8"	35.9	13.8	20
120.213.0808	1/2"	13/16" - 16	1/2"	41.3	14.0	20
120.213.1008	5/8"	1" - 14	1/2"	42.0	16.2	20
120.213.1010	5/8"	1" - 14	5/8"	47.6	15.1	20
120.213.1212	3/4"	1 3/16" - 12	3/4"	57.9	21.1	20
120.213.1612	1"	1 7/16" - 12	3/4"	58.3	21.5	10
120.213.1616	1"	1 7/16" - 12	1"	72.6	24.3	20
120.213.2020	1 1/4"	1 11/16" - 12	1 1/4"	86.8	26.6	5
120.213.2424	1 1/2"	2" - 12	1 1/2"	101.5	34.4	5





120.216 - ESPIGA XTRAFIT® A 90° HEMBRA G. ASIENTO PLANO


	R 		C	D		
Código	H. G. A. PLANO		Espiga	Cut Off	Drop	Pzas/ caja
120.216.0404	1/4"	9/16" - 18	1/4"	27.7	21.7	20
120.216.0604	3/8"	11/16" - 16	1/4"	27.7	23.7	20
120.216.0606	3/8"	11/16" - 16	3/8"	32.0	24.0	50
120.216.0806	1/2"	13/16" - 16	3/8"	32.0	26.5	20
120.216.0808	1/2"	13/16" - 16	1/2"	38.4	28.9	50
120.216.1008	5/8"	1" - 14	1/2"	38.4	31.9	20
120.216.1010	5/8"	1" - 14	5/8"	45.0	32.5	20
120.216.1210	3/4"	1 3/16" - 12	5/8"	45.0	35.5	20
120.216.1212	3/4"	1 3/16" - 12	3/4"	56.4	47.9	20
120.216.1612	1"	1 7/16" - 12	3/4"	56.4	48.4	10
120.216.1616	1"	1 7/16" - 12	1"	73.6	56.1	20
120.216.2020	1 1/4"	1 11/16" - 12	1 1/4"	89.0	64.0	5
120.216.2424	1 1/2"	2" - 12	1 1/2"	105.5	81.5	5

120.226 - ESPIGA XTRAFIT® A 90° MEDIUM HEMBRA G. ASIENTO PLANO


	R 		C	D		
Código	H. G. A. PLANO		Espiga	Cut Off	Drop	Pzas/ caja
120.226.0606	3/8"	11/16" - 16	3/8"	32.0	38.0	20
120.226.0808	1/2"	13/16" - 16	1/2"	38.4	40.9	20
120.226.1010	5/8"	1" - 14	5/8"	45.0	47.0	20
120.226.1212	3/4"	1 3/16" - 12	3/4"	56.4	57.9	10
120.226.1616	1"	1 7/16" - 12	1"	73.6	71.1	10

120.236 - ESPIGA XTRAFIT® A 90° LARGA H. G. ASIENTO PLANO


	R 		C	D		
Código	H. G. A. PLANO		Espiga	Cut Off	Drop	Pzas/ caja
120.236.0404	1/4"	9/16" - 18	1/4"	27.7	46.2	20
120.236.0606	3/8"	11/16" - 16	3/8"	32.0	54.0	20
120.236.0808	1/2"	13/16" - 16	1/2"	38.4	63.9	20
120.236.1010	5/8"	1" - 14	5/8"	45.0	70.0	20
120.236.1212	3/4"	1 3/16" - 12	3/4"	56.4	95.9	20
120.236.1616	1"	1 7/16" - 12	1"	73.6	114.1	20

120.300 - ESPIGA XTRAFIT® BRIDA CODE 61

Incluye O'ring de Nitrilo



Código	CODE 61	d	Espiga	C	L	Pzas/ caja
				Cut Off	Long	
120.300.0808	1/2"	30.0	1/2"	47.0	82.0	10
120.300.1010	KOM. 5/8"	34.0	5/8"	49.0	86.0	10
120.300.1208	3/4"	38.1	1/2"	48.0	83.0	10
120.300.1212	3/4"	38.1	3/4"	50.0	93.0	20
120.300.1612	1"	44.4	3/4"	50.0	93.0	20
120.300.1616	1"	44.4	1"	59.5	112.0	20
120.300.2016	1 1/4"	50.8	1"	59.5	112.0	10
120.300.2020	1 1/4"	50.8	1 1/4"	76.0	137.0	10
120.300.2420	1 1/2"	60.3	1 1/4"	78.0	139.0	10
120.300.2424	1 1/2"	60.3	1 1/2"	76.5	148.0	10
120.300.3224	2"	71.4	1 1/2"	76.5	148.0	5
120.300.3232	2"	71.4	2"	79.0	163.0	5

120.301 - ESPIGA XTRAFIT® A 22 1/2° BRIDA CODE 61

Incluye O'ring de Nitrilo



Código	CODE 61	d	Espiga	C	D	Pzas/ caja
				Cut Off	Drop	
120.301.1212	3/4"	38.1	3/4"	72.6	13.1	10
120.301.1612	1"	44.4	3/4"	72.6	13.1	10
120.301.1616	1"	44.4	1"	87.3	14.1	10
120.301.2016	1 1/4"	50.8	1"	88.2	14.5	5
120.301.2020	1 1/4"	50.8	1 1/4"	93.7	14.1	5

120.303 - ESPIGA XTRAFIT® A 45° BRIDA CODE 61

Incluye O'ring de Nitrilo







Código	CODE 61	d	Espiga	C	D	Pzas/ caja
				Cut Off	Drop	
120.303.0808	1/2"	30.0	1/2"	46.1	21.4	10
120.303.1208	3/4"	38.1	1/2"	46.8	22.1	10
120.303.1212	3/4"	38.1	3/4"	61.1	28.8	20
120.303.1612	1"	44.4	3/4"	61.1	28.8	20
120.303.1616	1"	44.4	1"	75.5	27.0	20
120.303.2016	1 1/4"	50.8	1"	76.2	27.7	10
120.303.2020	1 1/4"	50.8	1 1/4"	90.7	33.4	10
120.303.2420	1 1/2"	60.3	1 1/4"	92.1	34.9	5
120.303.2424	1 1/2"	60.3	1 1/2"	105.4	38.1	5
120.303.3224	2"	71.4	1 1/2"	106.1	38.8	5
120.303.3232	2"	71.4	2"	122.2	53.2	5

120.305 - ESPIGA XTRAFIT® A 67 1/2° BRIDA CODE 61

Incluye O'ring de Nitrilo







			C	D		
Código	CODE 61	d	Espiga	Cut Off	Drop	Pzas/ caja
120.305.1212	3/4"	38.1	3/4"	73.1	44.5	10
120.305.1612	1"	44.4	3/4"	73.1	44.5	10
120.305.1616	1"	44.4	1"	92.8	51.0	10
120.305.2016	1 1/4"	50.8	1"	93.2	51.9	5
120.305.2020	1 1/4"	50.8	1 1/4"	105.6	55.2	5

120.306 - ESPIGA XTRAFIT® A 90° BRIDA CODE 61

Incluye O'ring de Nitrilo







			C	D		
Código	CODE 61	d	Espiga	Cut Off	Drop	Pzas/ caja
120.306.0808	1/2"	30.0	1/2"	40.7	40.7	10
120.306.1010	KOM. 5/8"	34.0	5/8"	47.9	43.4	10
120.306.1208	3/4"	38.1	1/2"	40.7	41.7	10
120.306.1212	3/4"	38.1	3/4"	58.5	58.0	20
120.306.1612	1"	44.4	3/4"	58.5	58.0	20
120.306.1616	1"	44.4	1"	75.7	61.2	20
120.306.2016	1 1/4"	50.8	1"	75.7	62.2	10
120.306.2020	1 1/4"	50.8	1 1/4"	93.0	76.0	10
120.306.2420	1 1/2"	60.3	1 1/4"	93.0	78.0	10
120.306.2424	1 1/2"	60.3	1 1/2"	109.5	89.0	10
120.306.3224	2"	71.4	1 1/2"	109.5	90.0	5
120.306.3232	2"	71.4	2"	130.5	120.0	5

120.316 - ESPIGA XTRAFIT® A 90° LARGA BRIDA CODE 61

Incluye O'ring de Nitrilo



			C	D		
Código	CODE 61	d	Espiga	Cut Off	Drop	Pzas/ caja
120.316.1212	3/4"	38.1	3/4"	58.5	96.0	10
120.316.1616	1"	44.4	1"	75.7	114.2	10
120.316.2020	1 1/4"	50.8	1 1/4"	93.0	130.0	5

120.330 - ESPIGA XTRAFIT® BRIDA CODE 62

Incluye O'ring de Vitón



Código	CODE 62	d	Espiga	C	L	Pzas/ caja
				Cut Off	Long	
120.330.1212	3/4"	41.2	3/4"	60.0	103.0	20
120.330.1612	1"	47.6	3/4"	63.0	106.0	10
120.330.1616	1"	47.6	1"	63.5	116.0	20
120.330.2016	1 1/4"	54.0	1"	67.5	120.0	5
120.330.2020	1 1/4"	54.0	1 1/4"	84.0	145.0	10

120.333 - ESPIGA XTRAFIT® A 45° BRIDA CODE 62

Incluye O'ring de Vitón



Código	CODE 62	d	Espiga	C	D	Pzas/ caja
				Cut Off	Drop	
120.333.1212	3/4"	41.2	3/4"	62.6	28.4	10
120.333.1612	1"	47.6	3/4"	64.7	30.5	10
120.333.1616	1"	47.6	1"	79.1	33.4	10
120.333.2016	1 1/4"	54.0	1"	81.9	36.2	5
120.333.2020	1 1/4"	54.0	1 1/4"	96.3	35.6	5

120.336 - ESPIGA XTRAFIT® A 90° BRIDA CODE 62

Incluye O'ring de Vitón







Código	CODE 62	d	Espiga	C	D	Pzas/ caja
				Cut Off	Drop	
120.336.1212	3/4"	41.2	3/4"	58.5	57.5	20
120.336.1612	1"	47.6	3/4"	58.5	60.5	10
120.336.1616	1"	47.6	1"	75.7	70.2	20
120.336.2016	1 1/4"	54.0	1"	75.7	74.2	5
120.336.2020	1 1/4"	54.0	1 1/4"	93.0	79.0	10

120.500 - ESPIGA XTRAFIT® MACHO METRICO DIN 3861 SERIE LIGHT



R




	R 		C	L	
Código	M. Métrico Light	Espiga	Cut Off	Long	Pzas/ caja
120.500.1404	M14 x 1.5 / Tubo 8	1/4"	22.0	47.0	20
120.500.1606	M16 x 1.5 / Tubo 10	3/8"	24.0	50.0	20
120.500.1806	M18 x 1.5 / Tubo 12	3/8"	24.0	50.0	20
120.500.2208	M22 x 1.5 / Tubo 15	1/2"	27.0	62.0	20
120.500.2610	M26 x 1.5 / Tubo 18	5/8"	28.0	65.0	20
120.500.3012	M30 x 2.0 / Tubo 22	3/4"	31.0	74.0	20
120.500.3616	M36 x 2.0 / Tubo 28	1"	35.5	88.0	20
120.500.4520	M45 x 2.0 / Tubo 35	1 1/4"	40.0	101.0	5

120.511 - ESPIGA XTRAFIT® HEMBRA G. METRICA DIN 3865 SERIE LIGHT

Incluye O'ring de Nitrilo







R

	R 		C	L	
Código	H. G. Métrica Light	Espiga	Cut Off	Long	Pzas/ caja
120.511.1204	M12 x 1.5 / Tubo 6	1/4"	26.5	51.5	50
120.511.1404	M14 x 1.5 / Tubo 8	1/4"	27.5	52.5	50
120.511.1606	M16 x 1.5 / Tubo 10	3/8"	30.0	56.0	50
120.511.1806	M18 x 1.5 / Tubo 12	3/8"	32.0	58.0	50
120.511.2208	M22 x 1.5 / Tubo 15	1/2"	35.5	70.5	20
120.511.2610	M26 x 1.5 / Tubo 18	5/8"	37.5	74.5	20
120.511.3012	M30 x 2.0 / Tubo 22	3/4"	40.5	83.5	20
120.511.3616	M36 x 2.0 / Tubo 28	1"	49.0	101.5	20
120.511.4520	M45 x 2.0 / Tubo 35	1 1/4"	50.5	111.5	10
120.511.5224	M52 x 2.0 / Tubo 42	1 1/2"	54.5	126.0	5

**120.516 - ESPIGA XTRAFIT® A 90° HEMBRA G. METRICA DIN 3865
SERIE LIGHT**

Incluye O'ring de Nitrilo







	R 		C	D	
Código	H. G. Métrica Light	Espiga	Cut Off	Drop	Pzas/ caja
120.516.1404	M14 x 1.5 / Tubo 8	1/4"	27.7	31.2	20
120.516.1605	M16 x 1.5 / Tubo 10	5/16"	31.0	33.5	20
120.516.1606	M16 x 1.5 / Tubo 10	3/8"	32.0	34.0	20
120.516.1806	M18 x 1.5 / Tubo 12	3/8"	32.5	36.0	20
120.516.2208	M22 x 1.5 / Tubo 15	1/2"	38.4	40.9	20
120.516.2610	M26 x 1.5 / Tubo 18	5/8"	45.0	50.5	20
120.516.3012	M30 x 2.0 / Tubo 22	3/4"	56.4	56.9	20
120.516.3616	M36 x 2.0 / Tubo 28	1"	73.6	71.6	20

120.550 - ESPIGA XTRAFIT® MACHO METRICO DIN 3861 SERIE HEAVY



R





	R 		C	L	
Código	M. Métrico Heavy	Espiga	Cut Off	Long	Pzas/ caja
120.550.2006	M20 x 1.5 / Tubo 12	3/8"	26.0	52.0	20
120.550.2206	M22 x 1.5 / Tubo 14	3/8"	28.0	54.0	20
120.550.2408	M24 x 1.5 / Tubo 16	1/2"	29.0	64.0	20
120.550.3010	M30 x 2.0 / Tubo 20	5/8"	33.0	70.0	20
120.550.3612	M36 x 2.0 / Tubo 25	3/4"	37.0	80.0	20
120.550.4216	M42 x 2.0 / Tubo 30	1"	42.5	95.0	10

120.561 - ESPIGA XTRAFIT® HEMBRA G. METRICA DIN 3865 SERIE HEAVY

Incluye O'ring de Nitrilo



R





	R 		C	L	
Código	H. G. Métrica Heavy	Espiga	Cut Off	Long	Pzas/ caja
120.561.2006	M20 x 1.5 / Tubo 12	3/8"	31.5	57.5	20
120.561.2206	M22 x 1.5 / Tubo 14	3/8"	33.0	59.0	20
120.561.2408	M24 x 1.5 / Tubo 16	1/2"	37.0	72.0	20
120.561.3010	M30 x 2.0 / Tubo 20	5/8"	38.5	75.5	20
120.561.3612	M36 x 2.0 / Tubo 25	3/4"	43.5	86.5	20
120.561.4216	M42 x 2.0 / Tubo 30	1"	48.5	101.0	10
120.561.5220	M52 x 2.0 / Tubo 38	1 1/4"	51.5	112.5	5

120.563 - ESPIGA XTRAFIT® A 45° HEMBRA G. METRICA DIN 3865 SERIE HEAVY

Incluye O'ring de Nitrilo



R





	R 		C	D	
Código	H. G. Métrica Heavy	Espiga	Cut Off	Drop	Pzas/ caja
120.563.3010	M30 x 2.0 / Tubo 20	5/8"	57.1	25.4	20
120.563.4216	M42 x 2.0 / Tubo 30	1"	83.6	35.3	20

120.566 - ESPIGA XTRAFIT® A 90° HEMBRA G. METRICA DIN 3865 SERIE HEAVY

Incluye O'ring de Nitrilo



R

	R 		C	D	
Código	H. G. Métrica Heavy	Espiga	Cut Off	Drop	Pzas/ caja
120.566.2006	M20 x 1.5 / Tubo 12	3/8"	32.0	34.0	20
120.566.2408	M24 x 1.5 / Tubo 16	1/2"	38.4	42.4	20
120.566.3010	M30 x 2.0 / Tubo 20	5/8"	45.0	47.0	20
120.566.3612	M36 x 2.0 / Tubo 25	3/4"	56.4	61.4	20
120.566.4216	M42 x 2.0 / Tubo 30	1"	73.6	71.6	20

120.600 - ESPIGA XTRAFIT® MACHO BSPO

Incluye O'ring de Nitrilo



R

Código	M. BSP		Espiga	Cut Off	Long	Pzas/ caja
120.600.0404	1/4"	1/4" - 19	1/4"	25.0	50.0	20
120.600.0606	3/8"	3/8" - 19	3/8"	27.0	53.0	20
120.600.0808	1/2"	1/2" - 14	1/2"	30.5	65.5	20
120.600.1010	5/8"	5/8" - 14	5/8"	33.5	70.5	20
120.600.1212	3/4"	3/4" - 14	3/4"	35.0	78.0	20
120.600.1616	1"	1" - 11	1"	42.5	95.0	20

120.621 - ESPIGA XTRAFIT® HEMBRA G. BSPO

Incluye O'ring de Nitrilo



R

Código	H. G. BSP		Espiga	Cut Off	Long	Pzas/ caja
120.621.0404	1/4"	1/4" - 19	1/4"	24.5	49.5	20
120.621.0606	3/8"	3/8" - 19	3/8"	27.0	53.0	20
120.621.0808	1/2"	1/2" - 14	1/2"	30.5	65.5	20
120.621.1212	3/4"	3/4" - 14	3/4"	34.5	77.5	20
120.621.1616	1"	1" - 11	1"	39.5	92.0	20
120.621.2020	1 1/4"	1 1/4" - 11	1 1/4"	47.0	108.0	10
120.621.2424	1 1/2"	1 1/2" - 11	1 1/2"	48.0	119.5	10
120.621.3232	2"	2" - 11	2"	51.5	135.5	5

120.626 - ESPIGA XTRAFIT® A 90° HEMBRA G. BSPO

Incluye O'ring de Nitrilo







R

Código	H. G. BSP		Espiga	Cut Off	Drop	Pzas/ caja
120.626.0404	1/4"	1/4" - 19	1/4"	27.7	28.2	20
120.626.0606	3/8"	3/8" - 19	3/8"	32.0	34.0	20
120.626.0808	1/2"	1/2" - 14	1/2"	38.4	40.9	20
120.626.1010	5/8"	5/8" - 14	5/8"	45.0	51.0	20
120.626.1212	3/4"	3/4" - 14	3/4"	56.4	57.9	20
120.626.1616	1"	1" - 11	1"	73.6	70.1	20





120.851 - ESPIGA XTRAFIT® HEMBRA G. KOMATSU


R

	R 		C	L	
Código	H. G. KOMATSU	Espiga	Cut Off	Long	Pzas/ caja
120.851.0404	M14 - 1.5	1/4"	21.5	46.5	20
120.851.0606	M18 - 1.5	3/8"	23.0	49.0	20
120.851.0808	M22 - 1.5	1/2"	26.5	61.5	20
120.851.1010	M24 - 1.5	5/8"	27.5	64.5	20
120.851.1212	M30 - 1.5	3/4"	28.5	71.5	20
120.851.1616	M33 - 1.5	1"	35.0	87.5	20

120.861 - ESPIGA XTRAFIT® HEMBRA G. JIS (TOYOTA)


R

	R 		C	L	
Código	H. G. JIS	Espiga	Cut Off	Long	Pzas/ caja
120.861.0404	1/4" - 19	1/4"	20.5	45.5	20
120.861.0606	3/8" - 19	3/8"	22.0	48.0	20
120.861.0808	1/2" - 14	1/2"	26.0	61.0	20
120.861.1010	5/8" - 14	5/8"	27.5	64.5	20
120.861.1212	3/4" - 14	3/4"	28.5	71.5	20
120.861.1616	1" - 11	1"	35.0	87.5	20